



NORTH WEST METROPOLITAN CRICKET ASSOCIATION

ANNUAL REPORT 2024/2025

Presented at the AGM on the 28th of July 2025

NMCU Representative Carnival 2025

Under 12 Girls Claudia Fatone Shield

PREMIERS!

Under 14 Girls Julie Savage

PREMIERS!



NORTH WEST METROPOLITAN CRICKET ASSOCIATION

BOARD OF MANAGEMENT

PRESIDENT

Brian Moloney

VICE PRESIDENT SENIORS

Vikkas Dhingra

VICE PRESIDENT JUNIORS

Frank Rechichi

VICE PRESIDENT FEMALE CRICKET

Sonja Viehl

ADMINISTRATION MANAGER

Bob Byron

ADMINISTRATORS

Bill Maddern & Vanessa Brooker

TREASURER

Bernard Morrow

COMMITTEE MEMBER

Shellee Hereora

COMMITTEE MEMBER

Sue Brunner

COMMITTEE MEMBER

Jayde Lee

DES NOLAN PREMIERS

(Under 14 boys)

2012, 2021

CLAUDIA FATONE SHIELD PREMIERS

(Under 12 Girls)

2019, 2020, 2025

MITCHELL SHIELD PREMIERS

(Under 12 boys)

1987,1991,1992,1993,1995,1996,1999, 2001, 2003

JOSH BROWNE PLATE PREMIERS

(Under 12 boys)

2006, 2008, 2010, 2012

MEL JONES SHIELD PREMIERS

(Under 17 girls)

2022

JULIE SAVAGE SHIELD PREMIERS

(Under 14 Girls)

2025

LIFE MEMBERS NWMCA/MMVCA/ NWCA

R Arnold, M.Bedson, R Byron, P Campbell, M Cervetto, J Crosbie, C Daniels, J Davies (d), R Ebbage, F Ferzulla, F Garland, A Giddings (d), E Girolami, P Gourlay, D Holt, D Hudson Snr(d), J Inglis, D Jenkin, E Kettle, A Knight (d), S Knight, C Leopold (d), G Luscombe (d), F Matthews, D McCabe (d), V McCambridge, A Middleton (d), G Muir, E Musgrove, R Musgrove, A Oakman (d), B Pallini, H Pollock, K Reid, T Scott, R Smith, W Stapleton, K Stringer, M Tate (d), A Taylor, G Walker, H Wilson, B Wooten, E Kelly, Sonja Viehl, Frank Rechichi

INDEX

Contents

PRESIDENT’S REPORT 2024/2025	5
VICE PRESIDENT - SENIOR CRICKET 2024/2025	6
ADMINISTRATION MANAGER REPORT 2024/2025	7
VICE PRESIDENT JUNIORS REPORT 2024/2025	8
2025 VMCU BOYS CRICKET CARNIVAL –JANUARY 2025.....	12
VICE PRESIDENT FEMALE CRICKET 2024/2025	17
2024/2025 VMCU GIRLS CRICKET CARNIVAL – JANUARY 2025.....	27
UMPIRING REPORT 2024/2025	37
2024-2025 SEASON LADDER - SENIOR MEN.....	40
2024/2025 SEASON LADDERS – SENIOR WOMEN	49
2024/2025 SEASON LADDERS – JUNIOR MIXED	51
2024/2025 SEASON LADDERS - JUNIOR ALL GIRLS	64
NWMCA AWARDS 2024/2025	73
2024/2025 NWMCA SENIOR PRESENTATION	79
2024/2025 SPONSORS and MAJOR PARTNERS.....	88
2024-25 NWMCA JUNIOR PRESENTATION.....	89
TREASURER’S REPORT 2024-25	96
AUDITOR’S REPORT FOR THE YEAR ENDED 30 JUNE 2024	99

PRESIDENT'S REPORT 2024/2025

The 2024-25 cricket season contained many highlights for the NWMCA. To mention a few:

The Merrifield Panthers CC won both the Luscombe and Stringer Grade competitions. A great effort as they are a relatively new team in our Association.

Our representative teams at the VMCU carnival had strong performances across the board with the U12 Girls & U14 Girls managing to win their divisions.

Our T20 competition continues to gain momentum in our region with many well credentialed players involved.

Three NWMCA people recognised at the Boxing Day test as great contributors to community cricket in Victoria. Namely, Shelley Law (31 years service), Geoff Law 51 (years service) and Ian Ross (55 years service)

A season of cricket does not run by itself and so it's appropriate to officially thank the relevant people:

To Bill Maddern, Vanessa Brooker and Bob Byron, our NWMCA administrators, for their great work in running the association on a day to day basis and preparing presentation night proceedings.

To my fellow board members. Firstly, Bernard Morrow, who, as always, conducts a thorough and professional approach to all things financial.

To Vikkas Dhingra, our senior men's vice president, who has worked tirelessly throughout the season. The T20 competition has been a project of his for the last couple of years.

To Frank Rechichi and our junior committee, thanks one and all for their efforts in conducting our many junior competitions.

Thanks to Sue Brunner for her work on the board. Her vision and wisdom is certainly a value add to the board.

To Sonja Viehl, Jayde Lee and Shellee Hereora and the Women's committee. They continue to build on what is already a well organised and established section of the Association.

Last but not least a quick word of thanks to our umpires for a job well done. We are always on the lookout for more senior umpires. So if you are thinking of making a call on your playing days please consider joining the umpires ranks.

Thanks also to club administrators and delegates for their work throughout the year for their hard work in managing all matters in clubland.

Brian Moloney

VICE PRESIDENT - SENIOR CRICKET 2024/2025

Another season completed – they just seem to fly past.

Many of us just want to play cricket, but forget that there is a lot of work to before and after a game to make sure the competition runs smoothly. We are seeing too many forfeits and withdrawals. Club's need to better manage their players, and consider the opposition and umpires when organising teams each week.

Better understanding of player eligibility, through the season and finals, will help – we aim to make sure our rules are clear and simplified where possible. Information is provided to all clubs pre-season start, and throughout the season. Contact our administration team if any uncertainty.

It is a club responsibility to make sure players are correctly registered, and only the players who are participating in a game are listed on the team sheet. We will strengthen our compliance processes around player registration by requiring clubs to collect and maintain player identification documentation.

Managing a large competition is made easier if the background work is done in a timely manner.

E-Scoring will be mandatory in top grades this season – this will expand in future seasons.

We continue to be one of the few competitions in the north of Melbourne that offers 3 formats for senior cricket – two day matches, one day matches (Saturday and Sunday) and a T20 competition. We continue to attract clubs to our competitions as we offer varying formats. We again saw a shift away from the longer form of the game (6 two day competitions down from seven the previous season), and growth in the North and West of our regions.

We also continue to see some clubs closer to the CBD, and some smaller clubs struggling to maintain viability. We have seen a few of clubs merge over the last year or so, and the NWMCA will continue to support clubs to remain competitive and sustainable in any way we can. Grounds are at a premium in the inner suburbs. Clubs must work closely with their Council and neighbouring clubs to match teams to grounds.

Thank you to all of the NWMCA Board, but especially our administrators – without them the competition wouldn't run as smoothly as it does. They do a superb job! It gets harder and harder each year – we will look to expand our administration team and work closely with clubs – but that of course means additional costs.

Looking forward to season 2025-26 – it's not too far away. Wishing everyone a great season 2025-26.

Vikkas Dhingra
Vice President Senior Cricket

ADMINISTRATION MANAGER REPORT 2024/2025

Another year has flown by. There has been a changing of the guard in the Luscombe shield this season, congratulations to Merrifield C.C. on winning the premiership.

Once again, the Association is superbly managed by Vanessa and Bill. Thank you for the enormous work you both do so efficiently. It is often a thankless task yet you both went above and beyond your duty.

The board continues to oversee the operation of the Association.

Brian Moloney does a masterly job as president of overseeing the board. V.P's Frank Rechichi (juniors), Vikkas (seniors) and Sonja Viehl (females) continue to ensure the smooth running of their respective divisions.

Bernard Morrow continues to administer the finances of the association brilliantly as well as offering wise counsel on administrative manners.

Sue Brunner, Shellee Hereora, and Jayde Lee fill the remaining board positions and performed any tasks asked of them admirably.

We are looking forward to continuing to the coming season and good luck to all clubs.

Bob Byron.

Administration Manager.

NWMCA Inc.

VICE PRESIDENT JUNIORS REPORT 2024/2025

I can report that the total number of mixed junior teams entered for the 2024/25 season across Thursday, Friday nights and Saturday morning was 244 compared to 255 in the 2023/24 season. This season saw the introduction of region-based games for under 14s Friday night mixed junior teams following the successful adoption in the 2023/24 season in Mixed Under 12s Friday night competition.

COMPETITION	TEAM NUMBERS	LOCATION
UNDER 10s FRIDAY	71	NEIGHBOURHOOD
UNDER 12'S THURSDAY	11	NEIGHBOURHOOD
UNDER 12'S FRIDAY	59	4 REGIONS NORTH, EAST, SOUTH, WEST
UNDER 12'S SATURDAY	13	2 GRADES
UNDER 14'S FRIDAY	46	3 REGIONS NORTH EAST, SOUTH, WEST
UNDER 14'S SATURDAY	15	2 GRADES
UNDER 16'S FRIDAY	24	4 GRADES
UNDER 16'S SATURDAY	13	2 GRADES

The total number of mixed junior teams across Friday night and Saturday morning competitions remain stable. It was pleasing to see Thursday night mixed junior team numbers increase this season. Our mixed junior games are played on grounds and facilities managed by the local governing authorities (LGAs) of:

Brimbank
Darebin
Hobsons Bay

Hume
Melbourne
Melton
Merri-bek
Moonee Valley
Whittlesea

As Junior Vice President I would like to thank all our LGA stakeholders for their ongoing support of community cricket and juniors in particular.

I would like to acknowledge and thank Club Junior Coordinators, Coaches and helpers for the key role you all play in your Clubs' Junior Programs for giving up your time as volunteers to ensure junior cricket remains strong in our region.

It is pleasing that all North West Metropolitan Clubs were Child Safe Clubs in the 2024/25 season.

The NWMCA Junior Committee (NWMCAJC) is primary responsibility for delivering the junior program working with NWMCA Administrators Bill Maddern Bob Byron and Vanessa Brooker. I would like to thank my fellow junior committee members Femi Ferzulla, Simon Fitzgerald, Steve Webb, David Jessop, Srinivasa Koduru and Tim Branagan for all their assistance with rule reviews, gradings, permit requests, the VMCU Junior Carnival and other issues during the year to ensure the smooth operation of junior competition.

JUNIOR PATHWAY

Representative cricket is a key component of the development pathway of young cricketers. We partner and work with Cricket Victoria, Premier, Sub-District Clubs and the Victorian Metropolitan Cricket Union (VMCU) to provide junior players development and pathway opportunities.

Each year, the NWMCA enters representative junior boys teams in the VMCU Junior Carnival. At the 2025 VMCU Carnival, we entered 7 teams in the various Shields and Cups. Each season we look to improve our North West representative program and provide a positive experience for all participants. Congratulations to our Under 16 Keith McKay Cup team on reaching the semifinal. A special mention to the following players Billy Thomas ranked 4th highest run scorer with 230 runs at 37.67 which included two 50s and a high score (HS) of 85*. Harry Marr was the 9th highest run scorer with 156 runs at 22.29 including on 50 and a highest core of 54. Anhad bir Singh on taking 18 wickets at an average of 10.61 ranked the 2nd highest bowler. Best bowling performance 5/19. Harry Marr was the 4th ranked bowler taking 14 wickets at an average of 12.29 including best bowling (BB) 5/22.

Congratulations to the following players on their performances at the VMCU tournament.

Under 18 Phil Arnold Shield

Thomas Stephens scoring 95 runs @19.00. HS 57

Ayan Asif taking 5 wickets @24.2. BB 1/11

Under 16 Jim Beitzel Shield (Turf)

Abhayvir Singh Gill scoring 138 runs @ 26.00. HS 54

Heath Steinhoff taking 10 wickets @ 11.50. BB 4/42

Under 14 Russell Allen Shield (Turf)

Samraat Sharma scoring 103 runs @ 34.33. HS 60

Jaswanth Sai Koduru taking 3 wickets @ 14.00. BB 1/8

Under 14 Des Nolan Cup

Lachlan Dittford scoring 131 runs @ 21.88. HS 44

Jaxson Major taking 6 wickets @ 7.50. BB 4/17

Under 12 Mitchell Shield

Oliver Vidic scoring 100 runs @ 20.00. HS 40

Lachie Morrison taking 7 wickets @ 12.71. BB 3/16

Under 12 Josh Browne Plate

Job Joyce scoring 94 runs @ 23.50. HS 29

Job Joyce taking 3 wickets @ 26.33. BB 2/32

To all our junior players, parents, coaches and team managers thanks for proudly representing the NWMCA at the 2025 VMCU Carnival.

A special thanks to Steve Webb for coordinating the boy's representative selection trials, appointment of coaches and team managers and ensuring the carnival ran smoothly. I would also thank Srinivasa Koduru and Tim Branagan for their assistance. Finally, to all our representative Coaches, Team Managers, Scorers and parent volunteers.

AWARD WINNERS

It was pleasing to celebrate award winners and premiership teams at the NWMCA Junior Presentation Night held on 25th March 2025. Congratulations to all award winners, premiership players and Clubs. Thanks to Airport West St Christophers CC for hosting this event.

Finally, I would like to thank Administrators Bob Byron, Bill Maddern, Vanessa Brooker, Bryan McNicol, Andy Brooker and my fellow Board Members Brian Moloney, Sonja Viehl, Shellee Hereora, Vikkas Dhingra, Jayde Lee, Sue Brunner and Bernard Morrow for their assistance throughout the season.

Looking forward to another successful season in 2025-26.

Frank Rechichi

JUNIOR VICE PRESIDENT

2025 VMCU BOYS CRICKET CARNIVAL –JANUARY 2025

U12 J BROWNE PLATE

☐ Show advanced ladder

#	TEAM	P	PTS	Q	W	L	TIE	BYE
1	SECA U12 Browne	6	36.000	2.392	6	0	0	0
2	ECA U12B Boys Josh Browne Plate	6	30.000	2.112	5	1	0	0
3	RDCA U12 J Browne	6	30.000	1.870	5	1	0	0
4	WRJCA U12 Boys J Browne Plate	6	24.000	1.912	4	2	0	0
5	ISEC - Browne Plate U12	6	24.000	1.718	4	2	0	0
6	MPCA U12 Josh Browne Plate	6	18.000	1.044	3	3	0	0
7	DVCA U12 Josh Browne	6	18.000	1.037	3	3	0	0
8	BHRDCA - J Browne Plate U12	6	12.000	0.689	2	4	0	0
9	DDCA - Under 12 - J Browne Plate	6	12.000	0.689	2	4	0	0
10	NMCA U12's - Brown Plate	6	6.000	0.552	1	5	0	0
11	NWMCA U12 J Browne	6	6.000	0.434	1	5	0	0
12	FTGDCA U12 Boys Green	6	0	0.278	0	6	0	0

U12 K MITCHELL SHIELD

☐ Show advanced ladder

#	TEAM	P	PTS	Q	W	L	TIE	BYE
1	SECA U12 Mitchell	6	36.000	2.138	6	0	0	0
2	ECA U12 A Boys Keith Mitchell Shield	6	24.000	1.558	4	2	0	0
3	DVCA U12 Keith Mitchell	6	24.000	1.302	4	2	0	0
4	DDCA - Under 12 - K Mitchell Shield	6	24.000	1.267	4	2	0	0
5	WRJCA U12 Boys K Mitchell Shield	6	24.000	1.254	4	2	0	0
6	ISEC - Mitchell Shield U12	6	18.000	1.035	3	3	0	0
6	ISEC - Mitchell Shield U12	6	18.000	1.035	3	3	0	0
7	NWMCA U12 K Mitchell	6	18.000	0.939	3	3	0	0
8	RDCA U12 K Mitchell	6	18.000	0.906	3	3	0	0
9	MPCA U12 Keith Mitchell Shield	6	12.000	0.891	2	4	0	0
10	BHRDCA - K Mitchell Shield U12	6	12.000	0.796	2	4	0	0
11	FTGDCA U12 Boys Gold	6	6.000	0.634	1	5	0	0
12	CCCA CRUSADERS U12	6	0	0.340	0	6	0	0

U14 D NOLAN CUP

☐ Show advanced ladder

#	TEAM	P	PTS	Q	W	L	TIE	BYE
1	WRJCA U14 Boys D Nolan Cup	6	36.000	2.007	6	0	0	0
2	SECA U14 Nolan	6	30.000	1.982	5	1	0	0
3	RDCA U14 D Nolan	6	30.000	1.566	5	1	0	0
4	DDCA - Under 14 - D Nolan Cup	6	24.000	1.387	4	2	0	0
5	ECA U14 Boys Des Nolan Shield	6	18.000	1.276	3	3	0	0
6	CCCA CRUSADERS U14	6	18.000	0.889	3	3	0	0
7	MPCA U14 Des Nolan Cup	6	18.000	0.868	3	3	0	0
8	BHRDCA - D Nolan Cup U14	6	18.000	0.819	3	3	0	0
9	<u>FTGDCA U14 Boys Green</u>	6	12.000	0.881	2	4	0	0
10	ISEC - Nolan Cup U14	6	6.000	0.846	1	5	0	0
11	NWMCA U14 D Nolan	6	6.000	0.780	1	5	0	0
12	NMCA U14 - Nolan Cup	6	0	0.198	0	6	0	0

U16 J BEITZEL SHIELD

☐ Show advanced ladder

#	TEAM	P	PTS	Q	W	L	TIE	BYE
1	RDCA U16 J Beitzel	5	30.000	2.175	5	0	0	0
2	WRJCA U16 Boys J Beitzel Shield	5	18.000	1.679	3	2	0	0
3	DDCA - Under 16 - J Beitzel Shield	5	18.000	1.116	3	2	0	0
4	MPCA U16 Jim Beitzel Shield	5	18.000	1.026	3	2	0	0
5	NWMCA U16 J Beitzel	5	12.000	0.915	2	3	0	0
6	ISEC - Beitzel Shield U16	5	12.000	0.624	2	3	0	0
7	SECA U16 Beitzel	5	6.000	0.666	1	4	0	0
8	ECA U16 Boys Jim Bietzel Shield	5	6.000	0.553	1	4	0	0

U16 K MACKAY CUP

☐ Show advanced ladder

#	TEAM	P	PTS	Q	W	L	TIE	BYE
1	DVCA U16 Keith Mackay	6	36.000	2.196	6	0	0	0
2	FTGDCA U16 Boys Gold	6	30.000	1.580	5	1	0	0
3	U16 Boys RDCA U16 K Mackay	6	24.000	1.248	4	2	0	0
4	NWMCA U16 K MacKay	6	18.000	1.028	3	3	0	0
5	BHRDCA U16 BHRDCA - Mackay Cup Blue	6	18.000	1.021	3	3	0	0
6	CCCA CRUSADERS U16	6	12.000	0.787	2	4	0	0
7	BHRDCA U16 Boys Gold	6	6.000	0.464	1	5	0	0
8	MPCA U16 Keith Mackay Shield	6	0	0.593	0	6	0	0

U18 P ARNOLD SHIELD

☐ Show advanced ladder

#	TEAM	P	PTS	Q	W	L	TIE	BYE
1	RDCA U18 P Arnold	5	18.000	1.594	3	2	0	0
2	SECA U18 Arnold	5	18.000	1.344	3	2	0	0
3	MPCA U18 Phil Arnold Shield	5	18.000	1.138	3	2	0	0
4	DDCA - Under 18 - P Arnold Shield	5	18.000	1.074	3	2	0	0
5	ISEC - Arnold Shield U18	5	18.000	0.954	3	2	0	0
6	NWMCA U18 P Arnold	5	6.000	0.474	1	4	0	0
7	WRJCA U18 Boys P Arnold Shield	5	0	2.181	4	0	0	0
8	ECA U18 Boys P Arnold Shield	5	0	0.525	0	5	0	0

VICE PRESIDENT FEMALE CRICKET 2024/2025

The NWMCA has continued to offer the complete pathway from U10 Girls to Senior Women. Thanks must go to the grassroots clubs, councils, sponsors and the many volunteers throughout the cricket community for their ongoing support in this regard.

Congratulations, in particular, to all of the clubs that continue to support and build the female program. This dedication provides females in the community an avenue to play cricket and be part of the national cricket family. Nationwide, cricket continues to be ranked 7th for females when choosing a sport. This season we continued to focus on opportunities for females of all ages and abilities by playing under the **#ThisGirlCanVic** and **#ChangeOurGame** campaigns.

NWMCA FEMALE GROWTH STATS

2016/2017		
COMPETITION	NO. TEAMS	NO. PLAYERS
U13 All Girls	8	72
TOTAL	8	72
2017/2018		
COMPETITION	NO. TEAMS	NO. PLAYERS
U13 All Girls	16	140
U15 All Girls	5	50
TOTAL	21	186
2018/2019		
COMPETITION	NO. TEAMS	NO. PLAYERS
U11 ALL GIRLS	10	65
U13 ALL GIRLS	14	126
U15 All Girls	7	63
Senior Women T20	11	123
TOTAL	42	402
2019/2020		
COMPETITION	NO. TEAMS	NO. PLAYERS
U11 ALL GIRLS	11	72
U13 ALL GIRLS	15	132
U15 All Girls	7	72
Senior Women T20	21	222
TOTAL	54	498

2020/2021		
COMPETITION	NO. TEAMS	NO. PLAYERS
U10 ALL GIRLS	8	50
U12 ALL GIRLS	13	104
U14 ALL GIRLS	12	112
U16 ALL GIRLS	8	96
Senior Women T20	26	275
TOTAL	67	637
2021/2022		
COMPETITION	NO. TEAMS	NO. PLAYERS
U10 ALL GIRLS	8	50
U12 ALL GIRLS	17	138
U14 ALL GIRLS	13	120
U16 ALL GIRLS	4	42
Senior Women T20	36	372
TOTAL	78	722
2022/2023		
COMPETITION	NO. TEAMS	NO. PLAYERS
U10 ALL GIRLS	6	42
U12 ALL GIRLS	14	140
U14 ALL GIRLS	14	144
U16 ALL GIRLS	4	37
Senior Women T20	38	364
TOTAL	76	727
2023/2024		
COMPETITION	NO. TEAMS	NO. PLAYERS
U10 ALL GIRLS	8	48
U12 ALL GIRLS	13	128
U14 ALL GIRLS	11	110
U16 ALL GIRLS	4	35
Senior Women T20	32	318
TOTAL	68	639
2024/2025		
COMPETITION	NO. TEAMS	NO. PLAYERS
U10 ALL GIRLS	3	20
U12 ALL GIRLS	11	108
U14 ALL GIRLS	11	110
U16 ALL GIRLS	5	52
Senior Women T20	25	245
TOTAL	55	535

Unfortunately, this season we saw a decrease in the number of teams for both the junior and senior women's competition. Despite this decrease it was good to see the development and progress of

females now playing in higher grades and with premier clubs. We understand the struggles of our community grass roots clubs to attract volunteers to be coaches, coordinators or to be committee members. This fact being all the more difficult due to the impact of high-level clubs recruiting players. Recruiting and development of players, coaches and volunteers is an area that both Cricket Victoria and the NWMCA will continue to focus on in the coming season.

NWMCA GIRLS VMCU REPRESENTATIVE CARNIVAL REPORT

WOW, wow, woohooohooooo what an amazing carnival.....Premiership winners for both U12 Claudia Fatone and U14 Julie Savage!!!

The recent passing of my father was a difficult time for me. However, because of this subsequent limit to my time commitment, Melanie Brown stepped up as a great support taking on the role as coordinator. She deserves a massive “shout out” as do the team managers and coaches for their hard work and support. This has been the NWMCA’s most successful representative cricket carnival to date. The following is a list of the team managers and coaches

U12 Claudia Fatone – Megha Desai (team manager), Vipin Alex (Coach)

U14 Julie Savage- Cherie Baker (team manager), TJ Singh (Coach)

U17 Mel Jones – Melanie Brown (team manager), Seamus Mulcahy (coach)

It was an outstanding achievement by all teams and it was great for the players to continue to shine in a sport they love.

A very special thank you to volunteers associated with these representative teams. Without your support we would not be able to field/setup/administrate representative teams.

Finally, a massive thank you to the players. We, the NWMCA, are very proud of you and the way everyone conducted themselves on and off the field. Credit to both the captains and vice captains for their leadership:

U12 Claudia Fatone – Captain Shaivi, Vice Captains Sehaj and Vivienne

U14 Julie Savage – Captain Edith, Vice Captains Bani

U17’s Mel Jones Captain – Caitlin and Vice Captains Gurreet and Leyla.

I say it every season. We have amazing talent coming through our ranks and it’s a real credit to our local clubs and coaches.

2015/2016	
COMPETITION	RANKED
Claudia Fatone U12 Shield	8th
2016/2017	
COMPETITION	RANKED
Claudia Fatone U12 Shield	4 TH – SEMI FINALIST
2017/2018	
COMPETITION	RANKED
Claudia Fatone U12 Shield - 1	8th
Claudia Fatone U12 Shield - 2	5th
2018/2019	
COMPETITION	RANKED
Claudia Fatone U12 Shield - 1	4 th – PREMIERSHIP WINNERS

Claudia Fatone U12 Shield - 2	9th
Julie Savage U14 Shield – 1	3rd
Julie Savage U14 Shield – 2	9th
2019/2020	
COMPETITION	RANKED
Claudia Fatone U12 Shield - 1	3 rd – PREMIERSHIP WINNERS
Claudia Fatone U12 Shield - 2	9th
Julie Savage U14 Shield	1 ST – GRAND FINAL RUNNER UP
Mel Jones U16 Shield	6th
2020/2021	
COMPETITION	RANKED
Claudia Fatone U12 Shield - 1	4 th – SEMI FINALIST
Claudia Fatone U12 Shield - 2	10 th
Julie Savage U14 Shield	2 nd - GRAND FINAL RUNNER UP
Mel Jones U16 Shield	2 nd - GRAND FINAL RUNNER UP
CATHRYN FITZPATRICK U18 Shield	3 rd - GRAND FINAL RUNNER UP
2021/2022	
COMPETITION	RANKED
Claudia Fatone U12 Shield - 1	3 rd – GRAND FINAL RUNNERS UP
Claudia Fatone U12 Shield - 2	9 th
Julie Savage U14 Shield	1 st - GRAND FINAL RUNNER UP
Mel Jones U17 Shield	1 st – PREMIERSHIP WINNERS
2022/2023	
COMPETITION	RANKED
Claudia Fatone U12 Shield	8th
Julie Savage U14 Shield	2nd – SEMI FINALS
Mel Jones U17 Shield	2nd – SEMI FINALS
2023/2024	
COMPETITION	RANKED
Claudia Fatone U12 Shield	4th – SEMI FINALS
Julie Savage U14 Shield	2nd – SEMI FINALS
Mel Jones U17 Shield	2nd – SEMI FINALS
2024/2025	
COMPETITION	RANKED
Claudia Fatone U12 Shield	1 ST – PREMIERSHIP WINNERS
Julie Savage U14 Shield	2nd – PREMIERSHIP WINNERS
Mel Jones U17 Shield	5 TH

Our focus for the upcoming season is to continue to:

- Assist clubs in fielding a female team via marketing & information sessions
- Support clubs with recruiting female committee members/coordinators/coaches
- Providing a cricket pathway into representative cricket - VMCU
- Develop female umpires
- Develop female captains

- Develop the female committee members
- Empower females to get involved by endorsing #thisgirlcancvic & #changeourgame campaigns

THANK YOU

GRAY NICHOLLS – SPONSOR

SEBASTIAN GARGANA - CRICKET VICTORIA

HUME COUNCIL, BRIMBANK COUNCIL, DAREBIN CITY COUNCIL, MERRI-BEK CITY COUNCIL

MOONEE VALLEY COUNCIL, MELBOURNE CITY COUNCIL, MELTON CITY COUNCIL, HOBSONS BAY CITY COUNCIL, MARIBYRNONG CITY COUNCIL & WYNDHAM CITY COUNCIL

MARK KEATING & ROD PATTERSON – VMCU

VANESSA PEREIRA –WESTERN REGION JUNIORS

NORTHWEST UMPIRES ASSOCIATIONS

BOB BYRON, BILL MADDERN & VANESSA BROOKER - NWMCA ADMINISTRATION

NWMCA BOARD MEMBERS

MEL BROWN , MICHELLE REPACHOLI & TEJBIR SINGH – NWMCA FEMALE SUB COMMITTEE MEMBERS

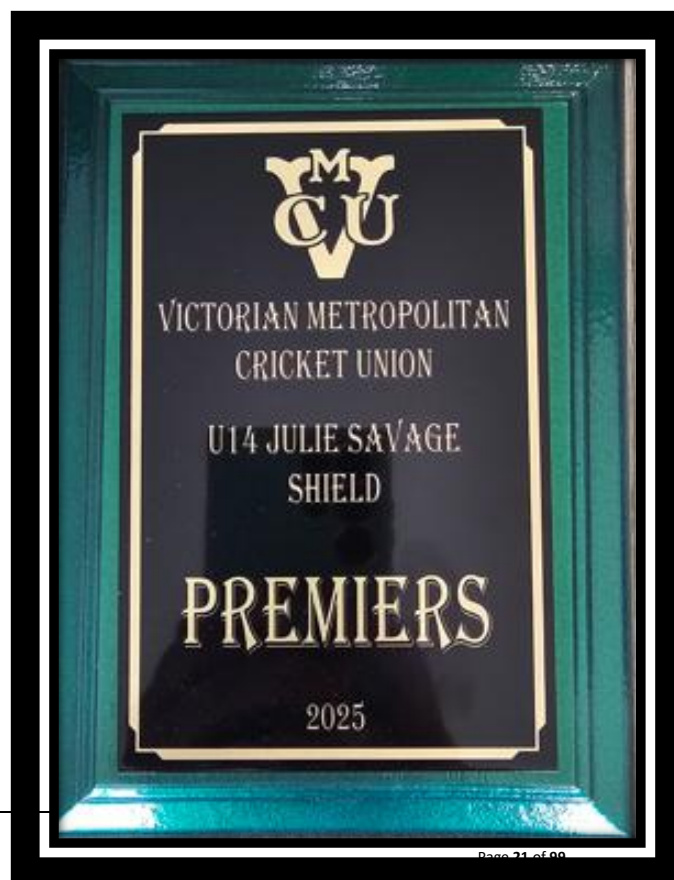
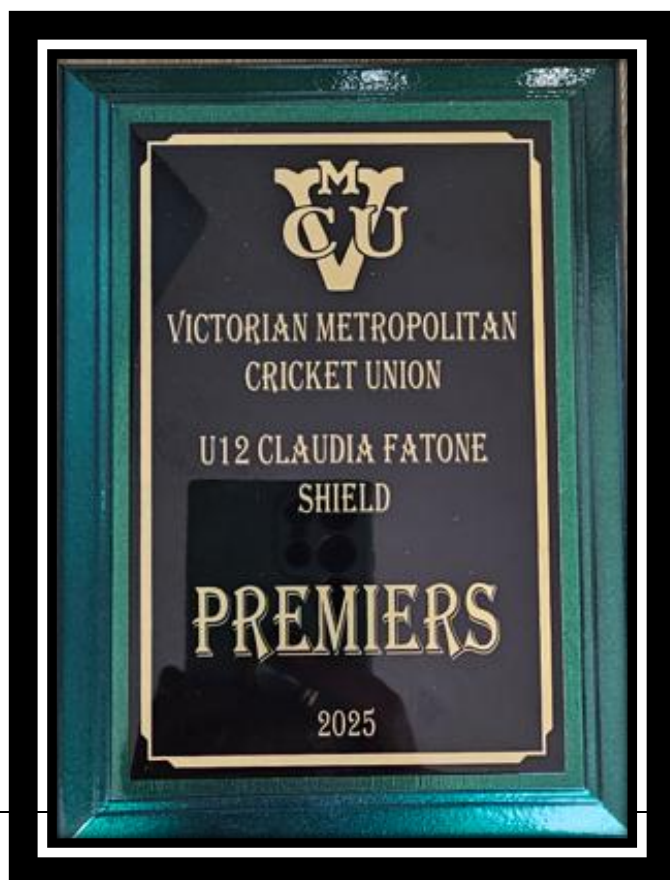
Again, I know a few clubs faced enormous difficulties and I thank them for their outstanding efforts. Thanks to all the team managers, coaches, coordinators, volunteers and, most of all, the junior and senior female players who gave cricket a go and have made cricket a sport they now love. We have a very special cricket community due to everyone's contributions and great passion for the sport.

Looking forward to next season.

Warmest regards,

Sonja Viehl

NWMCA VICE PRESIDENT FEMALE CRICKET













2024/2025 VMCU GIRLS CRICKET CARNIVAL – JANUARY 2025

NWMCA VMCU U12 CLAUDIA FATONE REPRESENTATIVE REPORT

This season was a blast for the NWMCA U12's. This time our squad consists of seven debutants. The girls showed an endless amount of talent on and off field. Our U12 girls remained undefeated throughout the championship under the guidance of coach [Vipin Alex, captain [Shaivi Desai], vice-captain [Sehaj Kaur Dhaliwal & Vivienne Ryan]. Our girls lifted the premiership in style.

Congratulations to all players on their achievements and premiership.

Meet the NWMCA squad 2025

Coach- Vipin Alex
Manager- Megha Desai

Captain- Shaivi Desai – West Meadows CC
Vice-Captain -Sehaj Kaur Dhaliwal – Burnside Springs CC
Vice-Captain - Vivienne Ryan – Coburg CC
Adriana Lowe – Oak Park CC
Alexia Villani – East Keilor CC
Cedar Rea – Aberfeldie CC
Edie Kellaway – Youlden Park CC
Vana Alex – Greenvale CC
Ajooni Kaur Jawanda - Greenvale CC
Kierly Cook - West Meadows CC
Zoe Spilsbury – Strathmore CC

Rookie
Abby Jeffries – East Keilor CC

ROUND 1 RESULTS

AGCC GREEN vs NWMCA
NWMCA 7/88- DEF AGCC 10/53
PLAYER OF THE MATCH- Ajooni Kaur Jawanda,

Batting

Sehaj Kaur Dhaliwal 15

Bowling

Ajooni Kaur Jawanda - Bowling-5/22

ROUND 2 RESULTS

MPCA vs NWMCA

NWMCA 2/39- DEF MPCA 10/35

PLAYER OF THE MATCH- VANA ALEX

Batting

Shaivi Desai – 14*

Bowling

Vana Alex – 4/1

ROUND 3 RESULTS

NWMCA vs AGCC Blue

NWMCA 5/147 def AGCC Blue 10/67

Player of the match – Sehaj Kaur Dhaliwal

Batting

Sehaj Kaur Dhaliwal - 48

Bowling

Vana Alex 3/2

ROUND 4 RESULTS

NWMCA Bye

ROUND 5 RESULTS

NWMCA vs DVCA

NWMCA 4/71 def DVCA 10/70

Player of the match – Alexia Mia Paige

Batting

Alexia Mia Paige – 18

Bowling

Abby Jeffries – 2/3

ROUND 6 RESULTS

NWMCA vs RDCA

NWMCA 4/140 def RDCA 10/102

Player of the match – Shaivi Desai

Batting

Sehaj Kaur Dhaliwal – 38*

Bowling

Shaivi Desai – 3/8

SEMI FINAL RESULTS

NWMCA vs AGCC Blue

NWMCA 8/105 def AGCC Blue 10/67

Player of the match – Cedar Ria

Batting

Cedar Ria - 22

Bowling

Sehaj Kaur Dhaliwal – 2/5

Grand Final RESULTS

NWMCA vs WRJCA

NWMCA 7/96 def WRJCA 10/95

Player of the match - Shaivi Desai

Batting

Shaivi Desai 34

Bowling

Shaivi Desai – 4/21

VMCU U12 Spirit of Cricket Bat Award

Awarded to Vana Alex, who is playing her second season finished the competition with her best bowling performances of 16 wickets at an average of 3.5. Vana displayed a great passion; she was a real team player who helped the team to gel.

I need to especially thank Megha Desai, Team manager, for all the hard work done to ensure things ran smoothly. Special thank you to Sonja for her all valued support and guidance throughout the competition. Also, I would like to thank parents, the clubs, all volunteers, umpires, NWMCA board and other officials during the carnival as their support has been most valuable to the team's success.

Many thanks

Vipin Alex

#	TEAM	P	PTS	Q	W	L	TIE	BYE
1	NWMCA U12 C Fatone	5	36.000	3.370	5	0	0	1
2	WRJCA U12 Girls C Fatone Shield	5	36.000	2.177	5	0	0	1
3	AGCC Green Fatone Shield	5	24.000	1.061	3	2	0	1
4	AGCC Blue Fatone Shield	6	18.000	0.807	3	3	0	0
5	DVCA U12 Girls Claudia Fatone	5	18.000	0.725	2	3	0	1
6	BHRDCA - C Fatone Shield U12	5	18.000	0.702	2	3	0	1
7	ECA U12A Girls C Fatone Shield	6	12.000	1.249	2	4	0	0
8	RDCA U12 C Fatone	6	12.000	1.119	2	4	0	0
9	MPCA U12 Claudia Fatone Shield	5	6.000	0.226	0	5	0	1

VMCU NWMCA U14 JULIA SAVAGE REPORT

VMCU NWMCA U14 JULIA SAVAGE REPORT

The NWMCA would like to congratulate the players and clubs on getting selected to represent NWMCA in the VMCU U14 Julia Savage squad.

Ravnoor Sohal – Craigieburn Cricket Club

Bani Singh – Craigieburn Cricket Club

Ojal Kurl – Craigieburn Cricket Club

Jasnoor Kaur – Craigieburn Cricket Club

Macy Roach – Strathmore Heights Cricket Club

Alex Gowland – East Keilor Cricket Club

Edith Crouch – Brunswick Cricket Club

Xanthe Hall – Darebin Falcons Cricket

Joanne Jeston – Westmeadows Cricket Club

Lucy Walcom – Kensington Cricket Club

Chelsea McDonald – Strathmore Cricket Club

Hannah Box – Strathmore Cricket Club

Joy Toko – Craigieburn Cricket Club

What an incredible group of girls—resilient, determined, and truly inspiring. Even when the odds were against them and things seemed bleak, they never gave up. Their unwavering spirit and "step up when the team needs you" mindset shone through in every match. This fierce commitment saw them through an outstanding tournament, with just one loss and a well-deserved championship win. All of this was made possible under the capable and passionate leadership of Edith and Bani, who guided the team with strength and composure.

ROUND 1

NWMCA 7/149 def DDCA 8/148

Player of the match – Bani Singh 40 runs and 1/6 off 3 overs

Batting

Bani Singh 40

Hannah Box 31

Bowling

Ravnoor Sohal 2/16 off 5 overs

Jasnoor Kaur 2/9 off 4 overs

ROUND 2

Box Hill 77 def by NWMCA 1/86

Player of the match Hannah Box 2/7, off 3 overs

Batting

Jasnoor Kaur 35

Ravnoor Sohal 14

Bowling

Hannah Box 2/7, off 3 overs

Bani Singh 2/3 off 5 overs

Ravnoor Sohal, 2/10 off 4 overs

ROUND 3

NWMCA 128 lost to DVCA 4/129

Player of the match Jasnoor Kaur 2/2 off 3 overs

Batting

Xanthe Hall 31

Ravnoor Sohal 18

Bowling

Jasnoor Kaur 2/2 off 3 overs

Lucy Walcom 1/8 off 3 overs

ROUND 4

NWMCA 9/209 def AGCC 130

Player of the match Joanne Jestó 2/5 off 3 overs

Batting

Edith Crouch 39

Hannah Box 62 n.o.

Bowling

Hannah Box 2/13 off 5 overs

Joanne Jestó 2/5 off 3 overs

ROUND 5

WRJCA 107 def by NWMCA 7/108

Player of the match Ravnoor Sohal 2/10 off 5 overs

Batting

Ravnoor Sohal 33

Bowling

Ravnoor Sohal 2/10 off 5 overs

Joanne Jeston 2/9 off 3 overs

ROUND 6

RDCA 166 def by NWMCA 5/167

Player of the match Xanthe Hall 2/15 off 3 overs

Batting

Edith Crouch 55

Ravnoor Sohal 28 no

Bowling

Ravnoor Sohal 2/15 off 6 overs

Xanthe Hall 2/15 off 3 overs

SEMI FINAL

RDCA 135 def by NWMCA 7/137

Player of the Match Award Macy Roach 2 awesome catches

Batting

Edith Crouch 23

Hannah Box 20

Bowling

Hannah Box 1/7 off 4 overs

Edith Crouch 1/4 off 3 overs

Grand Final

NWMCA 9/148 def DVCA 139

Player of the Match Award Joy Toko for her awesome fielding

Batting

Xanthe Hall 46 no

Macy Roach 16

Bowling

Ravnoor Sohal 3/17 off 6 overs

Bani Singh 2/12 off 6 overs

What a phenomenal win in the grand final—an unforgettable way to wrap up my very first stint as a coach! Every moment was a joy, and this journey wouldn't have been nearly as smooth or successful without the incredible support behind the scenes. A huge thank you to Cherrie Baker, our exceptional team manager, whose tireless dedication made my role so much easier—couldn't have done it without you, Cherrie!

I'm also deeply grateful to all the parents, grandparents, and even our loyal furry supporters on the sidelines. Your energy, encouragement, and unwavering presence meant the world to the team and played a huge part in our success. This victory belongs to all of us!

U14 J SAVAGE SHIELD

☐ Show advanced ladder

#	TEAM	P	PTS	Q	W	L	TIE	BYE
1	DDCA - Girls Under 14 - J Savage Shield	5	30.000	2.349	4	1	0	1
2	NWMCA U14 J Savage	6	30.000	1.491	5	1	0	0
3	RDCA U14 J Savage	6	30.000	1.446	5	1	0	0
4	DVCA U14 Girls Julie Savage	5	30.000	1.440	4	1	0	1
5	ECA U14 Girls J Savage Shield	5	21.000	1.857	2	2	1	1
6	AGCC Green Savage Shield	6	12.000	0.925	2	4	0	0
7	AGCC Blue Savage Shield	5	12.000	0.603	1	4	0	1
8	WRJCA U14 Girls J Savage Shield	5	9.000	0.518	0	4	1	1
9	BHRDCA - J Savage Shield U14	5	6.000	0.085	0	5	0	1

VMCU NWMCA U17 MEL JONES REPORT

The start to our up and coming season was a bit of a nightmare due to pull outs and injuries. Once we secured our team the tournament started late due to weather so our first round was rescheduled to the rest day so the first week the girls had 3 games straight.

Round 1

We played ECA at ECA they were all out for 98. We thought that was a good score to restrict them too. Unfortunately, it didn't go to plan and we were all out for 47. The wickets were spread around with M.G 2/14 off 5 ,Allegra 2/12 off 5 and Bella 2/6 off 4.

Round 2

We played Box Hill at home on synthetic as the turf was too wet for play . With a lot of work from the Jacana cricket club they got the wicket dry enough for a 20/20 which we were grateful for. Box Hill batted first and we restrict them to 5/71 with all bowlers chipping in. We went out to bat and the conditions were a bit harder than we thought. We were 5/24 off not many over. Saskia came to the crease with Caitlin and steered the ship and put on a 27 run partnership. Thankfully we passed their score with an over to go.

Round 3

We were at home against our old foes Western Region we were put into bat first we were all out for 102 which wasn't as much as would have liked but very defendable. We went out and started our bowling innings from the previous day I had a whole new team their fielding and bowling was phenomenal with minimal extra we got Western Region out for 40. Pick of the bowlers was Freddie with 4/6 off 4

Round 4

We travelled all the way out to Ferntree Gully on a very warm day we won the toss and decided to bat . M.G and Freddie went out to bat we lost Freddie early so we were 1/11 and in came Honor who along with M.G had a 97 run partnership before Honor went out on a very valuable 25 M.G was batting beautifully and was on 60 something then in came Indy to help M.G keep going and with an over to go M.G went out a fabulous knock of 89 .Our innings ended with us 3/151 .We then went out and fielded in the peak of the heat and to girls credit they bowled and fielded brilliantly . The girls restricted the team to 116 pick of the bowlers were Allegra 3/10 off 6 and Caitlyn 2/22 off 7

Round 5

We were home against Ringwood District who at this stage are 2nd on the ladder and we are 4th and it is the last round before finals we lost the toss and were put into bat. M.G and Freddie opened again and faced some brilliant bowling. Freddie was out early so M.G took the lead with bat and played some beautiful shots and backed up her 89 with a 52 before she went out. We ended the innings with 84. With that in mind I reminded the girls that the wicket was a bit unpredictable and they are just as good a bowling and fielding side as they were. We opened with Honor and Freddie and what an opening spell we had them 3/5 off 6 which was fabulous. Then the batters settled in for a bit before Allegra broke through .At drinks we were even and they were on par with us with that in mind M.G and Allegra came back on and thankfully ran through the tail and we had them all out for 70.

Allegra 4/18 off 6 M.G 3/10 off 5.3 and Honor 2/8 off 5 who set up the win

Semi Final

We met ECA in the semi final at their ground as we finished lower on percentage. It was a cold and windy day with a bit of rain floating around. We won the toss and elected to bat. We opened with M.G and Freddie which didn't go to plan they were both out early. In came Honor and Indy to put on a few before Honor was out so Caitlyn came to crease and made 15 before she was out while Indy was holding her end and quietly making some runs we consistently lost wickets until we were all out for 87 with Indy making 33 .

We then came out to bowl and it just wasn't our day we had to come off a few times due to rain and a couple of dropped catches gave the opposition the opportunity to pass our score 5 down and a few overs to go.

I would like to say thank you for this opportunity to coach these girls - they are a great bunch and considering two half of the side haven't played in a Rep competition before they did excellent and will only be better for the experience. I am so proud of them to work so hard and making the finals

Tracey Gleeson

U17 Girls Coach

U17 M JONES SHIELD

☐ Show advanced ladder

#	TEAM	P	PTS	Q	W	L	TIE	BYE
1	RDCA U17 M Jones	5	30.000	2.331	5	0	0	0
2	ECA U17 Girls M Jones Shield	5	24.000	1.782	4	1	0	0
3	AGCC Green Jones Shield	5	18.000	1.899	3	2	0	0
4	WRJCA U17 Girls M Jones Shield	5	18.000	1.820	3	2	0	0
5	NWMCA U17 M Jones	5	18.000	1.008	3	2	0	0
6	AGCC Blue Jones Shield	5	18.000	0.864	3	2	0	0
7	BHRDCA Women - M Jones Shield	5	12.000	1.104	2	3	0	0
8	DVCA U17 Girls Mel Jones	5	6.000	0.603	1	4	0	0
9	MPCA U17 Mel Jones Shield	5	6.000	0.377	1	4	0	0
10	FTGDCA U17 Girls Gold	5	0	0.252	0	5	0	0

UMPIRING REPORT 2024/2025

Changes to Laws of Cricket

There were no changes to the MCC's Laws of Cricket. The existing Laws (2017 Code 3rd Edition – 2022), will also remain current for next season – 2025-26

Changes to NWMCA Rules

Majority of rule changes for season 24-25 revolved around processes and procedures

Changes / improvements to process to change fixtures after publication meant reduced number of errors in umpire allocations, reducing costs to association.

Changes to the process of notifying and management of forfeits / walkovers received meant umpires were generally able to be re-allocated to other games, meaning improvements to effective use of umpires.

Use of WhatsApp to communicate directly with umpires in relation to changes, where matches were to be cancelled, etc provided very successful. We look to improve on umpire management in this regard going forward.

Cricket Victoria has initiated steps to address umpire availability.

Officials HQ

With the release of OfficialsHQ 2.0, we were able to create and implement Umpires Reports and Captains Reports on Umpires across all sections.

We were able to get all umpires (Seniors and Junior panel members registered on OfficialsHQ.

We need to get all umpires better skilled in putting their availability (leave) in OfficialsHQ.

We also need to ensure:

- Umpires accept or reject allocations as appropriate.
- Umpires complete reports on all matches in which they officiate (Seniors and Juniors)
- Captains (or coaches/team managers for juniors) complete all reports where an independent umpire is allocated.
- Votes are entered for all awards (Seniors and Juniors) where appropriate.
-

Seniors:

With Darrell Holt and Eric Kelly both stepping away from umpire management roles they had performed effectively for many years, we trialled a panel approach to allocation of umpires to Senior Men/Mixed Saturday and Sunday competitions.

Vanessa Brooker superbly managed the allocation of umpires in the OfficialsHQ system and used WhatsApp to advise umpires of allocations being released. Vanessa also made changes as required, effectively and efficiently communicating changes to clubs and umpires. This reduces the cost of payments to umpires where clubs forfeit,

and umpires still require payment, for example, or allocation errors are made. Frustrations are reduced for clubs who believe they have an umpire allocated, but an umpire does not arrive.

Juniors:

An active recruitment program, managed by Vanessa Brooker was extremely successful. With over 140 umpires on the list, many first time umpires, getting them prepared for the season was a challenge – again use of communication tools such as WhatsApp chat groups helped in this regard.

CV introduced a two part umpire accreditation course, with the first part being online

Thanks to Darrell Holt and Eric Kelly in initiating and accreditation of all new junior umpires to basic umpiring skills and on-field techniques, before the junior season commenced.

Some junior umpires completed the second part of the CV accreditation course, being a face to face session arranged by CV

A huge thank you to Marcus Lee for taking on the difficult task of allocating junior umpires to all junior matches. With junior games 5 days a week, it is never ending and frustrating task – Marcus battled on and found the time in between umpiring many matches of his own for our association and other associations / leagues, working with Vanessa Brooker to plug the junior umpire allocations into Officials HQ, and then use communication tools to let umpires know when allocations have been completed (reliance on Officials HQ on it's own is a risk).

We made a few mistakes, and we will improve going forward, as we take feedback from clubs on board, and look to move to more electronic payment of junior umpires.

Women's Social T/20 Grades

Umpires were provided, when possible, to Women's Social T/20 Grades. Both senior and junior panel umpires were appointed to Women's matches. Again thanks to Marcus and Vanessa for managing these allocations

Under Age Umpire Award - Terry Scott Medal

Damon Sykes, was awarded the Terry Scott Medal, awarded to the best Under Age Grades umpire for 2024/25.

- First Year Umpire – high average rating from Clubs.
- Umpired VMCU matches (Very good "reports")
- Moved through grades up to Under 16's Friday Nights
- Umpired Under 16 (1) Friday Grade Grand Final.

VMCU Representative Carnival

Selected Junior and Senior umpires are invited to officiate in VMCU Representative Carnival matches. Congratulations and thankyou to the following who umpired in the 2025 carnival

Juniors: Josh Whitfield, Elizabeth Mitchell, Lucas Wise, Ethan Brne, Mathieson King, Marcus Lee, Damon Sykes, Habib Malik

Seniors: Aarif Baig, Vince Malarbi, Eric Kelly, Craig Hodgetts, Paul Simon, David Peers, Hardeep Bassi, Saurin Sharma, Allan Taylor

Grand Finals Appointments

Luscombe Shield	Vince Malarbi/Allan Taylor
Kyte Shield	Paul Simon/Kingsley Doidge
Stringer Shield	Srinivasa Koduru/Peeyush Kurl
Attwater Shield	Andrew Brooker/Shane Collins
Muir Shield	Rocco Tranquillo/Tarak Patel
Seipolt Shield	Gary Said/Marcus Lee
NWMCA T/20	Srinivasa Koduru / Allan Taylor
McKay Shield	Darrell Holt
Moss Shield	James Darragh
Knight Shield	Manpreet Singh
Giolami Shield	Marzelos Papazoglou
Clissold Shield	Aryan Verma
Allen Shield	Marcus Aitken
Moloney Shield	Ron Pontague/Anuk Punchiwewa
Musgrove Sun A	Gary Said/Paul Simon
Musgrove Sun B	Andrew Armstrong/Saurin Sandeep
Musgrove Sun C	Aarif Baig/Shane Collins
Musgrove Sun D	Allan Taylor/Nikhil Adepu
Women's T/20 Law Shield	Elizabeth Mitchell/Josh Whitfield
Women's T/20 McElligott Shield	Daniel Pacovski/Spencer Evans
Women's T/20 Div 3	Arden Neville/Sam Lyons
Women's T/20 Western Region	Blake Gleeson

2024-2025 SEASON LADDER - SENIOR MEN

Luscombe Shield

#	TEAM	P	PTS	Q	W	L	TIE	N/R	BYE
1	Darebin Chargers	14	74	1.303	10	2	0	1	0
2	Merrifield Panthers	14	70	1.662	11	1	0	2	0
3	Chargers	14	58	1.421	8	4	0	2	0
4	Tarneit Central	14	56	1.122	7	5	0	2	0
5	Kealba - Green Gully	14	48	1.119	6	6	0	2	0
6	Gladstone Park	14	28	0.979	3	9	0	2	0
7	Aberfeldie St Johns	14	18	0.661	2	10	0	1	0
8	Aintree CC	14	16	0.355	1	9	0	2	0

Kyte Shield

#	TEAM	P	PTS	Q	W	L	TIE	N/R	BYE
1	Lalor Warriors	13	52	1.281	8	4	0	0	0
2	Donnybrook	13	48	1.207	7	4	0	2	0
3	Preston Druids	13	48	1.020	7	4	0	1	0
4	RMIT	13	46	1.091	6	5	0	1	0
5	Buckley Park	13	39	1.027	5	5	1	1	0
6	Strathmore Heights	13	36	0.951	5	6	0	1	0
7	Chargers	13	33	0.887	4	6	1	1	0
8	Northern Lions	13	22	0.687	2	10	0	1	0

Stringer Shield

#	TEAM	P	PTS	Q	W	L	TIE	N/R	BYE
1	Tarneit Central	12	73	1.640	10	1	0	1	1
2	Merrifield Panthers	13	64	1.200	9	3	0	1	0
3	Chargers	12	52	1.171	6	4	0	2	1
4	Darebin Chargers	11	49	1.282	6	5	0	0	2
5	Gladstone Park	12	36	0.741	4	5	0	1	1
6	Aintree	12	30	1.155	3	5	0	2	1
7	Kealba - Green Gully	11	24	0.446	1	7	0	2	2

Attwater Shield

#	TEAM	P	PTS	Q	W	L	TIE	N/R	BYE
1	Genesis	13	55	1.424	7	4	0	2	0
2	Chargers	13	54	1.293	9	3	0	1	0
3	Ascot Vale	13	52	1.720	7	4	0	2	0
4	Hume CC	13	51	0.928	8	4	0	1	0
5	Greenvale Kangaroos	13	46	0.959	6	5	0	2	0
6	Donnybrook	13	37	0.858	4	6	0	3	0
7	Point Cook Centrals 3rds	13	28	0.854	3	8	0	2	0
8	Balmoral Redbacks	13	13	0.540	1	11	0	1	0

Muir Shield

#	TEAM	P	PTS	Q	W	L	TIE	N/R	BYE
1	Merrifield Panthers	13	54	1.194	8	3	0	2	0
2	Donnybrook	13	52	1.365	6	4	0	3	0
3	Pascoe Vale Central 3rd XI	13	48	1.071	7	4	0	2	0
4	Caroline Springs	13	42	1.320	6	5	0	2	0
5	Sydenham Hillside	13	42	1.152	6	5	0	2	0
6	Lalor Warriors	13	42	0.952	6	4	0	3	0
7	Burnside Springs United	13	24	0.812	3	8	0	2	0
8	Preston Druids	13	12	0.497	1	10	0	2	0

Seipolt Shield

#	TEAM	P	PTS	Q	W	L	TIE	N/R	BYE
1	Hume CC	12	76	2.111	10	0	0	2	1
2	St Albans	11	57	0.918	7	3	0	1	2
3	Aberfeldie St Johns	11	51	1.196	6	3	1	0	2
4	Ascot Vale	11	43	1.063	4	6	0	1	2
5	Burnside Springs United	11	39	0.818	4	6	1	0	2
6	Caroline Springs	12	33	0.758	4	7	0	1	1
7	Pascoe Vale Central 4th XI	11	21	0.621	1	9	0	1	2

McKay Shield

#	TEAM	P	PTS	Q	W	L	TIE	N/R	BYE
1	Chargers	14	75	1.549	11	2	0	1	0
2	Darebin Chargers	14	60	1.462	9	3	0	1	0
3	Pascoe Vale United	14	57	1.120	8	4	0	2	0
4	Haig Fawkner	14	30	0.895	4	9	0	1	0
5	Merrifield Panthers	14	30	0.605	5	9	0	0	0
6	Genesis	14	18	0.754	2	11	0	1	0

Moss Shield

#	TEAM	P	PTS	Q	W	L	TIE	N/R	BYE
1	Northern Lions	14	75	1.667	11	1	0	2	0
2	Kashmir Knights	14	48	0.879	8	6	0	0	0
3	Oak Park St Francis de Sales	14	45	1.127	6	7	0	1	0
4	Hume CC	14	39	0.823	5	5	0	2	0
5	Buckley Park	14	33	0.877	4	8	0	2	0
6	Westmeadows	14	30	0.858	4	9	0	1	0

Knight Shield

#	TEAM	P	PTS	Q	W	L	TIE	N/R	BYE
1	Donnybrook (6)	14	75	1.704	11	1	0	2	0
2	Haig Fawkner	13	60	1.549	8	4	0	1	1
3	Sydenham Hillside	13	60	1.094	8	4	0	1	1
4	Tullamarine	13	48	0.966	6	6	0	1	1
5	Greenvale Kangaroos	13	36	1.045	4	8	0	1	1
6	Northern Lions	13	33	0.749	3	8	0	2	1
7	Ascot Vale	12	27	0.316	1	8	0	2	2

Girolami Shield

#	TEAM	P	PTS	Q	W	L	TIE	N/R	BYE
1	West Coburg St Andrews	13	71	1.937	9	0	0	2	2
2	Deccan Chargers	12	69	1.431	9	3	0	0	2
3	AintreeCC A	13	69	1.118	10	3	0	0	1
4	Kashmir Stars	12	45	0.725	5	7	0	0	2
5	Strathmore Heights	13	36	0.849	4	8	0	1	1
6	Preston Druids	13	30	0.557	3	8	0	1	1
7	Lalor Warriors	7	18	0.767	1	4	0	1	1

Clissold Shield

#	TEAM	P	PTS	Q	W	L	TIE	N/R	BYE
1	Gladstone Park	13	75	3.279	12	1	0	0	0
2	East Coburg	13	69	1.736	11	2	0	0	0
3	Sydenham Hillside	13	54	1.013	7	5	0	1	0
4	Pascoe Vale Hadfield	13	45	1.198	7	6	0	0	0
5	Hume CC	13	45	0.724	8	4	0	0	0
6	Grand United Gold	13	39	0.981	6	7	0	0	0
7	Greenvale Kangaroos	13	27	0.623	4	9	0	0	0
8	St Albans	13	24	0.527	3	8	0	1	0
9	Moonee Valley	13	21	0.991	3	9	0	0	0
10	Pascoe Vale Central 5th XI	13	21	0.672	3	9	0	0	0

Allen Shield

#	TEAM	P	PTS	Q	W	L	TIE	N/R	BYE
1	Strathmore Heights	13	63	1.400	10	2	0	0	0
2	Greenvale Kangaroos	13	57	1.499	9	4	0	0	0
3	Barkly St Dragons	13	57	1.409	9	4	0	0	0
4	East Coburg	13	51	1.637	8	5	0	0	0
5	Burnside Springs United	13	39	0.937	6	7	0	0	0
6	AintreeCC B	13	39	0.913	6	7	0	0	0
7	Avondale Heights	13	39	0.775	6	6	0	0	0
8	Grand United Silverbacks	13	33	0.465	4	9	0	0	0
9	Hume CC	13	27	1.037	5	8	0	0	0
10	Flemington Colts	13	17	0.400	2	8	0	1	0

Moloney Shield

#	TEAM	P	PTS	Q	W	L	TIE	N/R	BYE
1	Aberfeldie St Johns	13	69	1.302	11	2	0	0	0
2	Taylors Lakes	11	54	1.206	7	4	0	0	1
3	Airport West St Christophers	13	51	0.752	8	5	0	0	0
4	East Coburg	13	48	1.344	7	5	1	0	0
5	Craigieburn	13	45	0.836	7	6	0	0	0
6	Burnside Springs	10	36	1.052	5	4	1	0	0
7	PVH Panthers	11	36	0.957	5	6	0	0	0
8	Gladstone Park	13	33	1.088	5	8	0	0	0
9	Buckley Park	12	26	0.782	3	6	0	0	1
10	Aberfeldie	13	20	0.744	3	8	0	0	0

Musgrove Group A

#	TEAM	P	PTS	Q	W	L	TIE	N/R	BYE
1	Merrifield Panthers	12	66	1.428	10	1	0	1	0
2	Aintree (1)	11	60	1.535	8	2	0	1	1
3	Donnybrook Sunday Blue	12	48	1.017	7	4	0	1	0
4	Wollert Stars	12	42	1.138	6	5	0	1	0
5	Melbourne United (A)	12	36	1.152	5	5	0	1	0
6	Darebin Chargers	12	33	0.996	4	6	0	2	0
7	Diggers Rest Bulla Village	12	17	0.565	2	6	0	1	0
8	Hume CC	10	9	0.486	0	8	0	2	0

Musgrove Group B

#	TEAM	P	PTS	Q	W	L	TIE	N/R	BYE
1	Fateh	12	60	1.624	9	2	0	1	0
2	Tullamarine	12	57	1.110	8	2	0	2	0
3	Aintree (2)	12	54	1.134	8	3	0	1	0
4	RPBCC Eagles	12	39	1.102	5	5	0	2	0
5	AintreeCC (5)	12	18	0.621	2	9	0	1	0
6	Merrifield Panthers Blue	12	6	0.753	0	11	0	1	0

Musgrove Group C

#	TEAM	P	PTS	Q	W	L	TIE	N/R	BYE
1	Aintree (3)	12	54	1.514	8	3	0	1	0
2	Chargers (B)	12	54	1.323	8	3	0	1	0
3	Donnybrook White	12	54	1.113	8	2	0	1	0
4	Hume CC	12	39	1.032	6	5	0	0	0
5	Melbourne United (B)	12	39	1.018	5	5	0	2	0
6	Wollert Warriors	12	36	0.736	5	6	0	1	0
7	Diggers Rest Bulla Village (2)	12	18	0.827	2	9	0	1	0
8	Merrifield Panthers Teal	12	18	0.735	2	9	0	1	0

Musgrove Group D

#	TEAM	P	PTS	Q	W	L	TIE	N/R	BYE
1	Kealba - Green Gully	12	54	1.647	8	3	0	1	0
2	Merrifield Panthers black	11	50	1.306	8	1	0	0	0
3	Aintree (4)	12	42	1.230	6	5	0	1	0
4	RMIT	12	39	0.680	6	6	0	0	0
5	Royal Park Reds	12	24	0.853	3	8	0	1	0
6	Altona Sports	12	24	0.690	3	8	0	1	0

2024/2025 SEASON LADDERS – SENIOR WOMEN

Geoff Law Shield

#	TEAM	P	PTS	Q	W	L	TIE	N/R	BYE
1	Falcons Senior Women	12	75	5.451	11	1	0	0	1
2	Westmeadows Gold	13	69	2.115	11	2	0	0	0
3	Pascoe Vale Hadfield Panthers	13	51	1.471	8	4	0	0	0
4	Maribyrnong Park St Marys	13	39	0.355	5	4	1	1	0
5	Preston Druids	13	36	1.284	5	2	1	0	0
6	PCC Sharks	13	24	0.518	3	8	1	0	0

Georgie McElligott Shield

#	TEAM	P	PTS	Q	W	L	TIE	N/R	BYE
1	Greenvale Kangaroos	13	66	2.426	10	1	0	1	0
2	Westmeadows Green	14	66	2.225	10	2	0	2	0
3	Kellor	14	42	0.627	7	6	0	0	0
4	Flemington Colts	13	33	1.059	4	6	1	1	0
5	Youlden Parkville	13	30	0.486	4	8	0	1	0
6	Bellbridge	13	21	0.716	3	9	0	0	0

Division 3

#	TEAM	P	PTS	Q	W	L	TIE	N/R	BYE
1	Moonee Valley	11	66	2.120	8	2	0	1	2
2	Oak Park St Francis de Sales	11	54	0.977	6	3	1	0	2
3	Pascoe Vale Hadfield Panthers (2)	11	42	0.495	4	4	0	2	2
4	Keilor Park / Brunswick	11	36	1.065	2	4	1	2	2
5	Aberfeldie St Johns	12	36	0.533	4	7	0	1	1
6	Lalor Warriors	11	33	0.335	2	7	0	2	2
7	Sydenham Hillside / Burnside Springs	11	27	0.896	2	8	0	0	2

Western Region

#	TEAM	P	PTS	Q	W	L	TIE	N/R	BYE
1	Williamstown CYMS	12	72	2.181	9	1	0	2	2
2	Yarraville Club	10	69	3.240	7	1	0	2	3
3	Hoppers Crossing	11	42	1.309	4	3	0	1	2
4	Gellibrand	11	39	0.504	3	5	1	1	2
5	Mambourin CC	11	18	0.265	0	9	1	0	2

2024/2025 SEASON LADDERS – JUNIOR MIXED

Under 16(1) Friday

#	TEAM	P	PTS	Q	W	L	TIE	N/R	BYE
1	Essendon Black	8	51	2.624	7	1	0	0	0
2	Youlden Parkville (1)	8	33	0.995	5	3	0	0	0
3	St Bernard's OC	8	30	0.811	4	3	0	1	0
4	Taylors Lakes (1)	8	27	1.298	4	4	0	0	0
5	Keilor	8	27	0.754	4	4	0	0	0
6	Doutta Stars (1)	8	18	0.920	2	5	0	1	0

Under 16(2) Friday

#	TEAM	P	PTS	Q	W	L	TIE	N/R	BYE
1	Hume (1)	8	36	1.723	5	2	0	0	0
2	Donnybrook Blue	8	33	1.535	5	3	0	0	0
3	Merrifield Panthers	8	33	1.056	4	2	0	2	0
4	Greenvale Kangaroos	8	33	1.046	4	2	0	2	0
5	Burnside Springs	8	30	1.062	4	4	0	0	1
6	Airport West St Christophers	8	30	0.878	4	3	0	0	0
7	Essendon Red	8	25	1.150	3	5	0	0	0
8	Brunswick Magpies	8	3	0.229	0	8	0	0	0

Under 16(3) Friday

#	TEAM	P	PTS	Q	W	L	TIE	N/R	BYE
1	Maribyrnong Park St Marys	8	43	1.884	6	2	0	0	0
2	Taylors Lakes (2)	8	42	1.527	6	1	0	1	0
3	East Coburg	8	39	1.529	6	2	0	0	0
4	Avondale Heights	8	18	1.046	2	5	1	0	0
5	Aberfeldie / East Keilor	8	18	0.526	2	5	0	1	0
6	Tullamarine / Oak Park Saints	8	12	0.719	1	6	1	0	0

Under 16(4) Friday

#	TEAM	P	PTS	Q	W	L	TIE	N/R	BYE
1	Moonee Valley / Kensington Jnrs	8	45	1.771	7	1	0	0	0
2	Pascoe Vale Hadfield Red	8	33	1.455	5	3	0	0	0
3	Youlden Parkville (2)	8	21	0.860	3	5	0	0	0
4	Doutta Stars (2)	8	15	0.689	2	6	0	0	0
5	Brunswick Blacks	8	15	0.633	2	6	0	0	0
6	Hume (2)	7	6	0.401	1	6	0	0	0

Under 14(1) Friday North/East

#	TEAM	P	PTS	Q	W	L	TIE	N/R	BYE
1	Oak Park St Francis de Sales	8	48	2.437	7	0	0	1	0
2	Craigieburn	8	42	1.254	6	1	0	1	0
3	Merrifield Panthers	8	36	1.763	5	2	0	1	0
4	Brunswick Wickers	8	30	1.367	4	3	0	0	0
5	Westy Warriors GOLD	8	27	1.541	3	3	0	2	0
6	Pascoe Vale Hadfield Red	8	21	0.600	2	4	0	1	0
7	Greenvale Kangaroos (1)	8	18	0.844	1	4	0	1	0
8	Donnybrook Blue	8	18	0.768	2	5	0	1	0

Under 14(1) South/West

#	TEAM	P	PTS	Q	W	L	TIE	N/R	BYE
1	Strathmore	8	51	2.353	8	0	0	0	0
2	St Bernard's OC Black	8	45	2.337	7	1	0	0	0
3	St Albans U14	8	36	1.706	5	2	0	1	0
4	Sydenham Hillside Teal	8	33	1.343	5	3	0	0	0
5	Burnside Springs (1)	8	33	0.920	5	3	0	0	0
6	Taylors Lakes (1)	8	30	1.057	4	3	0	1	0
7	Maribyrnong Park St Marys (1)	8	21	0.825	3	5	0	0	0
8	Essendon Red	8	9	0.508	1	7	0	0	0

Under 14(2) North/East

#	TEAM	P	PTS	Q	W	L	TIE	N/R	BYE
1	Jacana Cubs	8	45	1.236	7	1	0	0	0
2	Brunswick Ronnies	8	36	0.831	5	2	0	1	0
3	West Coburg St Andrew Redbacks	8	33	0.718	5	3	0	0	0
4	East Coburg / West Coburg St Andrews	8	24	1.657	3	3	0	1	0
5	Greenvale Kangaroos (2)	8	21	1.215	3	5	0	0	0
6	Coburg (1)	8	9	0.610	1	7	0	0	0

14(2) South/West

#	TEAM	P	PTS	Q	W	L	TIE	N/R	BYE
1	Doutta Stars	8	39	1.406	6	2	0	0	0
2	Kensington Juniors Gold	8	36	0.881	5	2	0	1	0
3	Keilor	8	27	1.505	4	4	0	0	0
4	Airport West St Christophers	8	27	1.000	4	4	0	0	0
5	Youlden Parkville	8	25	0.827	3	5	0	0	0
6	Aberfeldie	8	18	0.797	2	5	0	1	0
7	East Keilor	8	15	0.464	2	6	0	0	0
8	Flemington	8	9	0.753	1	7	0	0	0

Under 14(3) North/East

#	TEAM	P	PTS	Q	W	L	TIE	N/R	BYE
1	Oak Park St Francis de Sales (2)	7	31	1.799	4	3	0	0	0
2	Haig Fawcner	8	31	1.352	4	4	0	0	0
3	Chargers	8	31	0.915	4	4	0	0	0
4	Greenvale Kangaroos (3)	8	27	1.067	4	4	0	0	0
5	Preston Druids	8	27	0.905	4	4	0	0	0
6	Hume CC	8	21	0.859	3	5	0	0	0
7	Pascoe Vale Central	8	19	0.496	2	6	0	0	0
8	Maribyrnong Park St Marys (3)	8	6	0.200	0	8	0	0	1

Under 14(3) South/West

#	TEAM	P	PTS	Q	W	L	TIE	N/R	BYE
1	Tullamarine	8	45	1.687	7	1	0	0	0
2	Brunswick Magpies	8	37	2.341	5	3	0	0	0
3	Avondale Heights	8	31	1.012	4	4	0	0	0
4	St Bernard's OC Blue	8	27	1.103	4	4	0	0	0
5	Sydenham Hillside White	8	27	0.800	4	4	0	0	0
6	Maribyrnong Park St Marys (2)	8	24	0.575	3	5	0	0	1
7	Burnside Springs (2)	8	15	0.748	2	6	0	0	0
8	Taylors Lakes (2)	8	15	0.542	2	6	0	0	0

Under 12(1) North/East

#	TEAM	P	PTS	Q	W	L	TIE	N/R	BYE
1	Westy Warriors Gold	13	78	2.048	12	0	0	1	0
2	Greenvale Kangaroos (1)	13	66	1.866	9	1	1	2	0
3	Pascoe Vale Hadfield Red	13	63	2.147	10	3	0	0	0
4	Coburg (1)	13	39	0.792	5	6	1	1	0
5	Brunswick Blacks	13	36	1.111	5	7	0	1	0
6	West Coburg St Andrews Redbacks Black	13	30	0.797	4	8	0	1	0
7	Merrifield Panthers Black	13	24	0.543	3	9	0	1	0
8	Craigieburn (1)	13	18	0.534	2	10	0	1	0

Under 12(1) South/West

#	TEAM	P	PTS	Q	W	L	TIE	N/R	BYE
1	Essendon Red	13	75	2.386	12	1	0	0	0
2	Maribyrnong Park St Marys (1)	13	63	1.526	10	2	0	0	0
3	Airport West St Christophers White	13	48	1.438	7	5	0	1	0
4	PEGS Bradman	13	39	1.097	5	6	0	2	0
5	Taylors Lakes (1)	13	33	0.852	5	8	0	0	0
6	St Bernard's Black	13	30	0.680	4	8	0	1	0

Under 12(2) North/East

#	TEAM	P	PTS	Q	W	L	TIE	N/R	BYE
1	Craigieburn (2)	13	69	1.222	11	2	0	0	0
2	Darebin Chargers	13	63	1.649	9	1	1	1	0
3	Brunswick Wickers	12	51	1.915	8	4	0	0	0
4	Donnybrook Blue	13	48	1.084	7	5	0	1	0
5	Preston Druids	13	39	0.902	6	7	0	0	0
6	Tullamarine	13	36	0.595	5	7	1	0	0
7	Oak Park St Francis de Sales	13	33	0.874	5	8	0	0	0
8	Coburg (2)	13	21	0.582	3	10	0	0	0

Under 12(2) South/West

#	TEAM	P	PTS	Q	W	L	TIE	N/R	BYE
1	Buckley Park Green	13	63	1.531	10	3	0	0	0
2	Doutta Stars	13	51	1.540	8	5	0	0	0
3	Sydenham Hillside Teal	13	48	1.300	7	5	0	1	0
4	East Keilor	13	45	0.991	7	6	0	0	0
5	Strathmore (Blue)	13	36	1.080	5	7	0	1	0
6	Avondale Heights	13	33	0.670	5	8	0	0	0
7	Burnside Springs	13	21	0.546	3	9	0	0	0
8	Youlden Parkville (1)	13	21	0.544	3	10	0	0	0

Under 12(3) North/East

#	TEAM	P	PTS	Q	W	L	TIE	N/R	BYE
1	Craigieburn U12 (3)	10	72	1.558	8	1	0	1	3
2	Donnybrook Stars	12	60	3.632	8	2	0	1	1
3	Merrifield Panthers Red	12	54	1.221	7	4	0	1	1
4	Pascoe Vale Hadfield Black	12	48	0.938	5	4	1	2	1
5	Darebin Chargers Blue	12	30	0.591	3	8	0	1	1
6	Brunswick Magpies	11	30	0.468	2	7	0	1	2
7	Greenvale Kangaroos (2)	12	27	0.536	2	8	1	1	1

Under 12(3) South/West

#	TEAM	P	PTS	Q	W	L	TIE	N/R	BYE
1	Essendon Black	13	69	2.022	11	2	0	0	0
2	Strathmore Heights	13	69	1.850	11	2	0	0	0
3	Keilor (1)	13	45	1.004	7	6	0	0	0
4	PEGS Reynolds	13	42	0.872	6	6	0	1	0
5	Maribyrnong Park St Marys (2)	13	39	1.046	6	7	0	0	0
6	Taylors Lakes (2)	13	36	1.020	5	7	0	1	0
7	St Bernard's OC Blue	13	21	0.564	3	10	0	0	0
8	Kensington Juniors Gold	13	15	0.342	2	11	0	0	0

Under 12(4) North/East

#	TEAM	P	PTS	Q	W	L	TIE	N/R	BYE
1	Westy Warriors Green	13	57	1.708	9	4	0	0	0
2	Roxburgh Park Falcons	13	57	1.412	9	4	0	0	0
3	Redbacks U12 Red	13	42	1.081	6	6	0	1	0
4	Pascoe Vale Hadfield Panthers	12	36	0.756	6	5	0	0	0
5	Pascoe Vale Central	13	21	0.419	2	10	0	1	1
6	Brunswick Whites	12	9	0.352	0	12	0	0	1

Under 12(4) South/West

#	TEAM	P	PTS	Q	W	L	TIE	N/R	BYE
1	Buckley Park Blue	13	63	1.332	10	3	0	0	0
2	Brunswick Gillons	13	60	1.490	9	3	0	1	0
3	Youlden Parkville (2)	13	51	1.330	8	5	0	0	0
4	Airport West St Christophers Green	13	45	1.155	6	4	1	1	0
5	Strathmore (Yellow)	13	39	1.031	6	7	0	0	0
6	Keilor (2)	12	18	0.538	1	9	0	1	1
7	Flemington	13	18	0.362	2	10	0	1	0
8	Maribyrnong Park St Marys (3)	11	9	0.621	1	9	1	0	0

Under 12 Thursday

#	TEAM	P	PTS	Q	W	L	TIE	N/R	BYE
1	Darebin Chargers	12	75	4.517	11	0	0	1	1
2	Aintree	12	72	2.971	11	1	0	0	1
3	Aberfeldie St Johns	11	63	2.184	8	2	0	1	2
4	Westy Warriors BLACK	12	51	1.424	7	4	0	1	1
5	Essendon Grey	12	42	1.143	5	5	0	2	1
6	Oak Park St Francis de Sales	12	42	0.758	6	6	0	0	1
7	Strathmore	11	36	1.147	4	7	0	0	2
8	Jacana Cubs	12	36	0.499	5	7	0	0	1
9	Buckley Park	12	18	0.458	2	10	0	0	1
10	Haig Fawcner	12	18	0.305	1	9	0	2	1
11	Greenvale Kangaroos	12	15	0.262	1	10	0	1	1

McCabe Shield Under 16A Saturday

#	TEAM	P	PTS	Q	W	L	TIE	N/R	BYE
1	Coburg	8	57	2.041	8	0	0	0	1
2	Youlden Parkville	8	45	2.069	6	2	0	0	1
3	Hume CC	8	42	0.882	5	3	0	0	2
4	Darebin Chargers	8	39	1.438	5	3	0	0	1
5	Westy Warriors	7	39	0.866	4	3	0	0	2
6	Taylors Lakes	8	15	0.678	1	7	0	0	1
7	West Coburg St Andrews Redbacks	8	15	0.556	1	7	0	0	1

Under 16B Saturday

#	TEAM	P	PTS	Q	W	L	TIE	N/R	BYE
1	St Bernard's OC	9	42	1.057	7	2	0	0	0
2	Haig Fawkner	9	37	1.989	4	3	0	2	0
3	Craigieburn	9	36	1.495	5	3	0	1	0
4	Roxburgh Park Falcons	9	33	1.107	4	4	0	1	0
5	Greenvale Kangaroos	9	12	0.399	1	7	0	1	0
6	Burnside Springs	9	12	0.298	1	7	0	1	0

EBKCA Shield Under 14A Saturday

#	TEAM	P	PTS	Q	W	L	TIE	N/R	BY
1	Strathmore	9	57	2.669	9	0	0	0	0
2	Taylors Lakes (1)	9	51	2.380	8	1	0	0	0
3	Donnybrook	8	45	1.402	6	2	0	0	1
4	Darebin Chargers	9	36	1.137	5	3	0	1	0
5	Craigieburn (1)	9	30	0.790	4	4	0	1	0
6	Coburg	9	15	0.802	2	7	0	0	0
7	Brunswick	9	15	0.789	2	7	0	0	0
8	Westy Warriors	9	9	0.374	1	8	0	0	0

Under 14B Saturday

#	TEAM	P	PTS	Q	W	L	TIE	N/R	BYE
1	Sydenham Hillside Black	8	43	1.268	5	3	0	0	1
2	Airport West St Christophers	8	39	1.293	5	3	0	0	1
3	Aintree	8	39	0.919	5	3	0	0	1
4	Taylors Lakes (2)	8	33	0.985	4	4	0	0	1
5	Greenvale Kangaroos	7	33	0.981	3	4	0	0	2
6	Hume CC	8	24	0.580	2	5	0	1	1
7	Roxburgh Park Falcons	8	15	0.438	0	7	0	1	2

Kurle Shield Under 12A Saturday

#	TEAM	P	PTS	Q	W	L	TIE	N/R	BYE
1	Donnybrook Red	12	66	1.577	10	2	0	0	0
2	Jacana Cubs	12	54	1.022	8	4	0	0	0
3	Brunswick	12	42	1.227	6	6	0	0	0
4	Greenvale Kangaroos	12	42	1.089	6	6	0	0	0
5	St Albans	12	39	1.235	5	6	0	1	0
6	Darebin Chargers	12	39	0.965	5	6	0	1	0

U12B Saturday

#	TEAM	P	PTS	Q	W	L	TIE	N/R	BYE
1	Taylors Lakes	10	51	1.705	6	3	1	0	1
2	PEGS	10	51	1.324	5	4	1	0	2
3	Chargers	12	51	1.038	6	5	0	1	2
4	Sydenham Hillside Black	10	48	1.167	5	5	0	0	2
5	Aintree	10	45	0.894	4	5	0	1	2
6	Burnside Springs	10	33	0.287	2	7	0	1	2
7	Coburg	10	21	0.255	0	9	0	1	2

2024/2025 SEASON LADDERS - JUNIOR ALL GIRLS

U16 Girls NWMCA

#	TEAM	P	PTS	Q	W	L	TIE	N/R	BYE
1	Strathmore	9	69	2.559	7	2	0	0	3
2	St Bernard's / East Keilor	9	69	1.238	7	2	0	0	3
3	Darebin Falcons	11	54	2.431	6	4	0	0	2
4	Craigieburn	10	45	0.479	4	5	0	0	2
5	Brunswick	9	21	0.216	0	9	0	0	3

U14 Catherine Morrow Shield

#	TEAM	P	PTS	Q	W	L	TIE	N/R	BYE
1	Greenvale Kangaroos	11	72	2.319	8	2	0	1	3
2	Craigieburn	11	72	2.007	9	2	0	0	2
3	Westy Warriors Gold	12	51	1.869	6	5	0	1	1
4	East Keilor	10	48	0.350	4	6	0	0	3
5	Westy Warriors Green	11	27	0.158	0	8	0	2	3

U14 Girls East

#	TEAM	P	PTS	Q	W	L	TIE	N/R	BYE
1	Darebin Falcons / Strathmore	11	81	6.125	11	0	0	0	1
2	Kensington Juniors / Youlden Parkville	13	60	1.754	9	4	0	0	0
3	Merrifield Panthers / Roxburgh Park	10	57	1.507	6	3	0	0	2
4	Keilor	12	27	0.264	3	9	0	0	0
5	Redbacks	13	24	0.380	3	10	0	0	0
6	Strathmore Heights	12	21	0.316	2	10	0	0	0

U12 Girls David Woodgate Shield

#	TEAM	P	PTS	Q	W	L	TIE	N/R	BYE
1	East Keilor	12	81	3.220	11	1	0	0	2
2	Greenvale Kangaroos	11	69	0.962	8	3	0	0	3
3	Strathmore Yellow	12	63	1.252	8	4	0	0	2
4	Westy Warriors Gold	12	45	1.359	5	6	0	0	2
5	Roxburgh Park Falcons / Merrifield Panthers	11	27	0.670	2	8	0	0	2

U12 Girls NWMCA

#	TEAM	P	PTS	Q	W	L	TIE	N/R	BYE
1	Oak Park St Francis de Sales	14	84	1.672	13	0	0	1	0
2	Strathmore Blue	14	54	0.922	8	5	0	1	0
3	Youlden Parkville / Kensington	14	36	0.724	5	8	0	1	0
4	Pascoe Vale Hadfield Red	14	30	1.006	4	5	0	1	0
5	Aberfeldie Perry	14	30	0.461	4	9	0	1	0
6	Haig Fawkner	14	18	0.501	2	9	0	1	0

GRAND FINAL RESULTS

TWO DAY SATURDAY GRADES

GEORGE LUSCOMBE SHIELD

Tarneit Central 10/241 lost to Merrifield Panthers 10/307

PREMIERS - MERRIFIELD PANTHERS CC

VIC KYTE SHIELD

RMIT 10/227 lost to Preston Druids CC 10/276

PREMIERS - PRESTON DRUIDS CC

KEITH STRINGER SHIELD

Darebin Chargers 10/278 lost to Merrifield Panthers 9/394

PREMIERS - MERRIFIELD PANTHERS CC

ATHOL ATTWATER SHIELD

Chargers CC 9/87 lost to Genesis CC 10/159

PREMIERS - GENESIS CC

GRAHAM MUIR SHIELD

Merrifield Panthers CC 10/180 lost to Donnybrook CC 10/208

PREMIERS - DONNYBROOK CC

NOEL SEIPOLT SHIELD

Aberfeldie St Johns CC 9/112 lost to Hume CC 10/327

PREMIERS - HUME CC

ONE DAY SATURDAY GRADES

CLINT MCKAY SHIELD

Darebin Chargers CC 10/172 lost to Chargers CC 6/206

PREMIERS - CHARGERS CC

BRIAN MOSS SHIELD

Northern Lions CC 10/178 lost to Kashmir Knights CC 7/233

PREMIERS - KASHMIR KNIGHTS CC

ANDREW KNIGHT SHIELD

Sydenham Hillside CC 7/268 lost to Tullamarine CC 5/281

PREMIERS - TULLAMARINE CC

ERN GIROLAMI SHIELD

Deccan Chargers CC 4/204 lost to West Coburg/St Andrews CC 8/203

PREMIERS - WEST COBURG/ST ANDREWS CC

BARRIE CLISSOLD SHIELD

Gladstone Park CC 8/174 lost to East Coburg CC 4/175

PREMIERS - EAST COBURG CC

RUSSELL ALLEN SHIELD

Greenvale Kangaroos CC 10/170 lost to Strathmore Heights CC 9/171

PREMIERS - STRATHMORE HEIGHTS CC

CATHY MOLONEY SHIELD

Taylors Lakes CC 6/196 lost to Aberfeldie St Johns CC 7/249

PREMIERS - ABERFELDIE ST JOHNS CC

ONE DAY SUNDAY GRADES

MUSGROVE SUNDAY GROUP A

Darebin Chargers CC 10/180 lost to Aintree CC 6/184

PREMIERS - AINTREE CC

MUSGROVE SUNDAY GROUP B

Tullamarine CC 9/211 lost to Fateh CC 2/250

PREMIERS - FATEH CC

MUSGROVE SUNDAY GROUP C

Chargers(C) CC 10/69 lost to Hume CC 5/70

PREMIERS - HUME CC

MUSGROVE SUNDAY GROUP D

Merrifield Panthers CC 9/168 lost to Kealba Green Gully CC 9/169

PREMIERS - KEALBA GREEN GULLY CC

WOMENS SOCIAL T20 GRADES

WOMEN'S SOCIAL T20 GEOFF LAW SHIELD

Westmeadows CC 6/164 lost to Darebin Falcons Women CC 2/167

PREMIERS - DAREBIN FALCONS WOMENS CC

WOMEN'S SOCIAL T20 GEORGIE MCELLIGOTT SHIELD

Westmeadows CC 0/149 lost to Greenvale Kangaroos CC 2/154

PREMIERS - GREENVALE KANGAROOS CC

WOMEN'S SOCIAL T20 Division 3

Pascoe Vale Hadfield CC 2/102 lost to Moonee Valley CC 2/148

PREMIERS - MOONEE VALLEY CC

WOMEN'S SOCIAL T20 WESTERN REGION

Aberfeldie St John's CC 5/154 lost to Flemington Colts CC 2/160

PREMIERS - FLEMINGTON COLTS CC

JUNIOR MIXED SATURDAY GRADES

16A MCCABE SHIELD

Youlden Parkville V Darebin Chargers

Match Abandoned

PREMIERS – Youlden Parkville

16B SATURDAY

St Bernard's OC V Craigieburn

Match Abandoned

PREMIERS – St Bernard's OC

14A EBKCA SHIELD

Strathmore CC 10/142 lost to Taylors Lakes CC 10/149

PREMIERS – Taylors Lakes

14B SATURDAY

Sydenham Hillside V Aintree

Match Abandoned

PREMIERS – Sydenham Hillside

12A KURLE SHIELD

Donnybrook CC 8/112 lost to Jacana CC 5/114

PREMIERS – Jacana

U12B SATURDAY

Chargers CC 6/111 lost to Taylors Lakes 4/122

PREMIERS – Taylors Lakes

JUNIOR MIXED FRIDAY GRADES

16 (1) FRIDAY

Youlden Parkville CC 9/175 lost to Essendon CC 4/341

PREMIERS – Essendon

16 (2) FRIDAY

Merrifield Panthers CC 10/167 lost to Hume CC 7/173

PREMIERS – Hume

16 (3) FRIDAY

Avondale Heights CC 10/60 lost to Taylors Lakes CC 0/105w

PREMIERS – Taylors Lakes

16 (4) FRIDAY

Pascoe Vale Hadfield CC 10/148 lost to Moonee Valley/Kensington CC 1/153

PREMIERS – Moonee Valley/Kensington

14 (1) FRIDAY NORTH/EAST

Brunswick CC 10/123 lost to Merrifield Panthers CC 1/176

PREMIERS – Merrifield Panthers

14 (1) FRIDAY SOUTH/WEST

St Bernards CC 9/156 lost to Strathmore CC 8/236

PREMIERS – Strathmore

14 (2) FRIDAY NORTH/EAST

West Coburg St Andrews 10/74 lost to East Coburg/West Coburg CC 8/187

PREMIERS – East Coburg/West Coburg

14 (2) FRIDAY SOUTH/WEST

Keilor CC 9/93 lost to Doutta Stars CC 2/94

PREMIERS – Doutta Stars

14 (3) FRIDAY NORTH/EAST

Greenvale Kangaroos CC 10/139 lost to Haig Fawkner CC 3/140

PREMIERS – Haig Fawkner

14 (3) FRIDAY SOUTH/WEST

Avondale Heights CC 10/84 lost to Tullamarine CC 7/166

PREMIERS – Tullamarine

12 (1) FRIDAY NORTH/EAST

Brunswick CC 6/79 lost to Pascoe Vale Hadfield CC 4/83

PREMIERS – Pascoe Vale Hadfield

12 (1) FRIDAY SOUTH/WEST

Essendon CC 5/112 lost to Maribyrnong Park St Mary's CC 6/120

PREMIERS – Maribyrnong Park St Mary's

12 (2) FRIDAY NORTH/EAST

Craigieburn CC 10/89 lost to Brunswick CC 6/95

PREMIERS – Brunswick

12 (2) FRIDAY SOUTH/WEST

Buckley Park CC 9/91 lost to Doutta Stars CC 4/92

PREMIERS – Doutta Stars

12 (3) FRIDAY NORTH/EAST

Pascoe Vale Hadfield CC 7/79 lost to Donnybrook CC 4/157

PREMIERS – Donnybrook

12 (3) FRIDAY SOUTH/WEST

Essendon CC 7/86 lost to Keilor CC 5/89

PREMIERS – Keilor

12 (4) FRIDAY NORTH/EAST

Roxburgh Park CC 7/119 lost to Westmeadows CC 3/121

PREMIERS – Westmeadows

12 (4) FRIDAY SOUTH/WEST

Buckley Park CC 8/73 lost to Youlden Parkville CC 5/76

PREMIERS – Youlden Parkville

JUNIOR GRADES THURSDAY

Under 12 THURSDAY

Darebin Chargers CC 7/136 defeated Aintree CC 8/114

PREMIERS – Darebin Chargers

JUNIOR ALL GIRLS GRADES

U16 GIRLS - NWMCA

St Bernards/East Keilor CC 9/67 lost to Strathmore CC 6/78

PREMIERS – Strathmore

U14 GIRLS - CATHERINE MORROW SHIELD

Greenvale Kangaroos CC 4/145 lost to Craigieburn CC 7/166

PREMIERS – Craigieburn

ALL GIRLS – U14 EAST

Merrifield Panthers/Roxburgh Park 89 lost to Darebin Falcons/Strathmore CC 183

PREMIERS – Darebin Falcons/Strathmore

U12 GIRLS - DAVID WOODGATE SHIELD

Greenvale Kangaroos CC 4/74 lost to East Keilor CC 7/111

PREMIERS – East Keilor

ALL GIRLS – U12 NWMCA

Oak Park St Francis CC 141 lost to Strathmore 154

PREMIERS – Strathmore

NWMCA AWARDS 2024/2025

NWMCA SENIOR AWARDS 2024-25		NWMCA SENIOR AWARDS 2024-25 BATTING AWARD				
Grade	Grade	Winner/Runner U	Player Name	Club	Award Type	Stats
George Luscombe Shield	George Luscombe Shield	Winner	Evan Long	Kealba Green Gully CC	Batting Average	670 runs @ 74.44
George Luscombe Shield	George Luscombe Shield	Runner-up	Talwinder Prince	Merrifield Panthers CC	Batting Average	764 runs @ 54.57
Vic Kyte Shield	Vic Kyte Shield	Winner	Conor Burns	Lalor Warriors CC	Batting Average	612 runs @ 68
Keith Stringer Shield	Keith Stringer Shield	Winner	Lakhwinder Sahi	Chargers Cricket Club	Batting Average	431 runs @ 71.83
Athol Attwater Shield	Athol Attwater Shield	Winner	Anthony Ryan	Ascot Vale CC	Batting Average	764 runs @ 95.5
Graham Muir Shield	Graham Muir Shield	Winner	Udhay Sharma	Caroline Springs CC	Batting Average	364 runs @ 60.67
Noel Seipolt Shield	Noel Seipolt Shield	Winner	Divjot Singh	Hume CC	Batting Average	565 runs @ 62.78
Clint McKay Shield	Clint McKay Shield	Winner	Louis Heydon	Pascoe Vale United CC	Batting Average	375 runs @ 46.88
Clint McKay Shield	Clint McKay Shield	Runner-up	Puvindu Liyange	Genesis CC	Batting Average	348 runs @ 29
Brian Moss Shield	Brian Moss Shield	Winner	Lionel Ainsworth	Oak Park St Francis de Sales	Batting Average	330 runs @ 82.5
Andrew Knight Shield	Andrew Knight Shield	Winner	Rajitha Perera	Tullamarine CC	Batting Average	346 runs @ 69.2
Ern Girolami Shield	Ern Girolami Shield	Winner	Harry Ryan	West Coburg St Andrews C	Batting Average	341 runs @ 341
Barry Clissold Shield	Barry Clissold Shield	Winner	James Smith	Moonee Valley CC	Batting Average	703 runs @ 140.6
Russell Allen Shield	Russell Allen Shield	Winner	Michael Athanasiadis	East Coburg CC	Batting Average	405 runs @ 67.5
Cathy Moloney Shield	Cathy Moloney Shield	Winner	Andres Jimenez	Gladstone Park CC	Batting Average	341 runs @ 56.83
Musgrove Shield Sunday Group A	Musgrove Shield Sunday Group A	Winner	Vanshraj Sandhu	Darebin Chargers CC	Batting Average	368 runs @ 368
Musgrove Shield Sunday Group B	Musgrove Shield Sunday Group B	Winner	Harjinder Chahal	Fateh CC	Batting Average	240 runs @ 85
Musgrove Shield Sunday Group C	Musgrove Shield Sunday Group C	Winner	Chetan Joshi	Merrifield Panthers CC	Batting Average	521 runs @ 104.2
Musgrove Shield Sunday Group D	Musgrove Shield Sunday Group D	Winner	Gagan Deep	Merrifield Panthers CC	Batting Average	315 runs @ 63
Womens Social T20 Geoff Law Shield	Womens Social T20 Geoff Law Shield	Winner	Danielle Linton	Westmeadows CC	Batting Aggregate	260 runs @ 130
Womens Social T20 Geoff Law Shield	Womens Social T20 Geoff Law Shield	Runner-up	Michelle Latchman	Pascoe Vale Hadfield CC	Batting Aggregate	243 runs @ 48.6
Womens Social T20 Georgie McElligott Shield	Womens Social T20 Georgie McElligott Shield	Winner	Karla Templeton	Bellbridge CC	Batting Average	474 runs @ 158
Womens Social T20 Division 3	Womens Social T20 Division 3	Winner	Jayde Lee	Oak Park St Francis de Sales	Batting Aggregate	205 runs @ 102.5
Womens Social T20 Western Region	Womens Social T20 Western Region	Winner	Emma Bradwell	Williamstown CYMS CC	Batting Average	322 runs @ 322

NWMCA SENIOR AWARDS 2024-25		BOWLING AWARD			
Grade	Winner/Runner Up	Player Name	Club	Award Type	Stats
George Luscombe Shield	Winner	Rajwinder Singh	Merrifield Panthers CC	Bowling Average	30 wickets @ 15.57
George Luscombe Shield	Runner-up	Daman Sidhu	Merrifield Panthers CC	Bowling Average	27 wickets @ 16.11
Vic Kyte Shield	Winner	Fahim Asif Patel	RMIT Cricket Club	Bowling Average	33 wickets @ 14.85
Keith Stringer Shield	Winner	Kulpreet Singh	Aintree CC	Bowling Average	29 wickets @ 13.59
Athol Attwater Shield	Winner	Abhijeet Bhagwat	Point Cook Centrals CC	Bowling Average	26 wickets@ 12.81
Graham Muir Shield	Winner	Amit Sharma	Donnybrook CC	Bowling Average	35 wickets@ 10.66
Noel Seipolt Shield	Winner	Julian Zoccali	Aberfeldie St Johns CC	Bowling Aggregate	24 wickets @ 14.13
Clint McKay Shield	Winner	Muhammad Kaif	Pascoe Vale United CC	Bowling Average	18 wickets @ 12.61
Clint McKay Shield	Runner-up	Md Rustam Ali	Chargers Cricket Club	Bowling Average	16 wickets @ 14.38
Brian Moss Shield	Winner	Mick Hayes	Buckley Park CC	Bowling Average	17 wickets @ 12.59
Andrew Knight Shield	Winner	Dharamvir Nagpal	Sydenham Hillside CC	Bowling Average	20 wickets @ 14.65
Ern Girolami Shield	Winner	Ravi Kondru	Deccan Chargers CC	Bowling Average	18 wickets @ 13.06
Barry Clissold Shield	Winner	Kanish Awasthi	Gladstone Park CC	Bowling Average	18 wickets @ 6.56
Russell Allen Shield	Winner	Muhammad Azam Khan	East Coburg CC	Bowling Average	18 wickets @ 11.83
Cathy Moloney Shield	Winner	Noah Brink	Taylors Lakes CC	Bowling Average	17 wickets @ 11.88
Musgrove Shield Sunday Group A	Winner	Sukhjot Singh	Aintree CC	Bowling Average	20 wickets @ 10.35
Musgrove Shield Sunday Group B	Winner	Mahir Hussain	Aintree CC	Bowling Average	19 wickets @ 8.89
Musgrove Shield Sunday Group C	Winner	Gamandeep Singh	Aintree CC	Bowling Average	20 wickets @ 13.45
Musgrove Shield Sunday Group D	Winner	Jasbir Singh Pingal	Merrifield Panthers CC	Bowling Average	17 wickets @ 9.53
Womens Social T20 Geoff Law Shield	Winner	Faele O'Connor	Darebin Women's Sports Club	Bowling Aggregate	9 wickets @ 9.67
Womens Social T20 Geoff Law Shield	Runner-up	Alexandra Marsh	Darebin Women's Sports Club	Bowling Aggregate	7 wickets @ 12.00
Womens Social T20 Georgie McElligott Shield	Winner	Karla Templeton	Bellbridge CC	Bowling Aggregate	9 wickets @ 23.89
Womens Social T20 Division 3	Winner	Katherine Baker	Moonee Valley CC	Bowling Aggregate	8 wickets @ 8.75
Womens Social T20 Western Region	Winner	Simmerdeep Kaur	Yarraville Club CC	Bowling Aggregate	10 wickets @ 9.9

NWMCA SENIOR AWARDS 2024-25		FIELDING AWARD			
Grade	Winner/Runner Up	Player Name	Club	Award Type	Stats
George Luscombe Shield	Winner	Maninderjit Singh	Gladstone Park CC	Wicketkeeping	18 dismissals
George Luscombe Shield					
Vic Kyte Shield	Winner	Shakil Polash	Lalor Warriors CC	Wicketkeeping	18 dismissals
Keith Stringer Shield	Winner	Gamandeep Singh	Aintree CC	Fielding	20 dismissals
Athol Attwater Shield	Winner	Anthony Ryan	Ascot Vale CC	Wicketkeeping	21 dismissals
Graham Muir Shield	Winner	Yadvinder Singh	Merrifield Panthers CC	Wicketkeeping	15 dismissals
Noel Seipolt Shield	Winner	Ryan Dwyer	Ascot Vale CC	Fielding	9 catches
Clint McKay Shield	Winner	Amandeep Singh	Darebin Chargers CC	Fielding	11 catches
Clint McKay Shield					
Brian Moss Shield	Winner	Sachithra Dewapura	Northern Lions CC	Wicketkeeping	18 dismissals
Andrew Knight Shield	Winner	Vishan Vijayan	Northern Lions CC	Fielding	13 catches
Ern Girolami Shield	Winner	William Pettingal	Strathmore Heights CC	Fielding	8 dismissals
Barry Clissold Shield	Winner	Matthew Torre	Gladstone Park CC	Wicketkeeping	15 dismissals
Russell Allen Shield	Winner	Duong Do	East Coburg CC	Fielding	11 catches
Cathy Moloney Shield	Winner	Adam Trimboli	East Coburg CC	Fielding	10 catches
Musgrove Shield Sunday Group A	Winner	Narinder Singh	Aintree CC	Fielding	10 catches
Musgrove Shield Sunday Group B	Winner	Paraminder Singh	Fateh CC	Wicketkeeping	15 dismissals
Musgrove Shield Sunday Group C	Winner	Mandeep Singh Aujla	Aintree CC	Wicketkeeping	15 dismissals
Musgrove Shield Sunday Group D	Winner	Mohamed Manzoor	RMIT Cricket Club	Fielding	6 catches
Womens Social T20 Geoff Law Shield	Winner	Rebecca Hickmott	Darebin Women's Sports Club	Fielding	7 catches
Womens Social T20 Geoff Law Shield					
Womens Social T20 Georgie McElligott Shield	Winner	Fiona Goudie	Keilor CC	Fielding	9 catches
Womens Social T20 Division 3	Winner	Kylie Garth	Keilor Park CC	Fielding	6 catches
Womens Social T20 Western Region	Winner	Toni Finlay	Yarraville Club CC	Fielding	5 catches

NWMCA JUNIOR AWARDS 2024-25		NWMCA JUNIOR AWARDS 2024-25 BATTING AWARD				
Grade	Grade	Winner/Runner Up	Player Name	Club	Award Type	Stats
Under12 Thursday	Under12 Thursday	Winner	Arjun Reddy Patlolla	Aintree CC	Batting Average	392 runs @ 130.67
Under12 Thursday	Under12 Thursday	Runner-up	Daksh Sharma	Westmeadows Cricket Club	Batting Average	338 runs @ 119.33
Under 12 (1) Friday North/East	Under 12 (1) Friday North/East	Winner	Marcel Wright	West Coburg St Andrews CC	Batting Average	240 runs @ 120
Under 12 (1) Friday North/East	Under 12 (1) Friday North/East	Runner-up	Daksh Sharma	Westmeadows CC	Batting Average	463 runs @ 115.75
Under 12 (1) Friday South/West	Under 12 (1) Friday South/West	Winner	Jyotveer Singh	Essendon CC	Batting Average	363 runs @ 121
Under 12 (1) Friday South/West	Under 12 (1) Friday South/West	Runner-up	Zachary Butler-Peel	Airport West St Christopher	Batting Average	258 runs @ 51.6
Under 12 (2) Friday North/East	Under 12 (2) Friday North/East	Winner	Yug Dhaliwal	Darebin Chargers CC	Batting Average	206 runs @ 103
Under 12 (2) Friday South/West	Under 12 (2) Friday South/West	Winner	Chamil Dinaydura	Doutta Stars CC - Juniors	Batting Average	210 runs @ 105
Under 12 (3) Friday North/East	Under 12 (3) Friday North/East	Winner	Aakarshan Dev Pangeni	Greenvale Kangaroos CC	Batting Average	209 runs @ 34.83
Under 12 (3) Friday South/West	Under 12 (3) Friday South/West	Winner	Lavith Jhamb	Essendon CC	Batting Average	255 runs @ 127.5
Under 12 (4) Friday North/East	Under 12 (4) Friday North/East	Winner	Everett Warnock	Pascoe Vale Hadfield CC	Batting Aggregate	147 runs
Under 12 (4) Friday South/West	Under 12 (4) Friday South/West	Winner	Jack Gallagher	Brunswick CC	Batting Average	234 runs @ 78
Under 14 (1) Friday North/East	Under 14 (1) Friday North/East	Winner	Aidan Lowe	Oak Park St Francis de Sales	Batting Average	342 runs @ 114
Under 14 (1) Friday North/East	Under 14 (1) Friday North/East	Runner-up	Armann Virk	Merrifield Panthers	Batting Average	334 runs @ 111.79
Under 14 (1) Friday South/West	Under 14 (1) Friday South/West	Winner	Ojas Boparai	St Bernards OC CC	Batting Average	311 runs @ 155.5
Under 14 (1) Friday South/West	Under 14 (1) Friday South/West	Runner-up	Lucas Bourke	St Bernards OC CC	Batting Average	308 runs @ 154
Under 14 (2) Friday North/East	Under 14 (2) Friday North/East	Winner	Patrick Rennie	Coburg CC	Batting Average	275 runs @ 91.67
Under 14 (2) Friday South/West	Under 14 (2) Friday South/West	Winner	Ben Aldridge	Youlden Parkville CC	Batting Average	226 runs @ 56.5
Under 14 (3) Friday North/East	Under 14 (3) Friday North/East	Winner	Anthony Makdesi	Haig Fawkner CC	Batting Average	233 runs @ 38.83
Under 14 (3) Friday South/West	Under 14 (3) Friday South/West	Winner	Gus Pruden	Brunswick CC	Batting Average	290 runs @ 72.5
Under 16 Friday (1)	Under 16 Friday (1)	Winner	Harsh Sinha	Youlden Parkville CC	Batting Average	309 runs @ 103
Under 16 Friday (1)	Under 16 Friday (1)	Runner-up	Matthew Rumoro	Essendon CC	Batting Average	251 runs @ 83.67
Under 16 Friday (2)	Under 16 Friday (2)	Winner	Syed Shayan Ahmad	Hume Cricket Club	Batting Average	308 runs not dismissed
Under 16 Friday (3)	Under 16 Friday (3)	Winner	Bailey Kennedy	Tullamarine CC	Batting Average	429 runs @ 107.25
Under 16 Friday (4)	Under 16 Friday (4)	Winner	Campbell Byars	Moonee Valley CC	Batting Average	254 runs @ 254
Under 12A Saturday Kurle Shield	Under 12A Saturday Kurle Shield	Winner	Fletcher Rogerson	Brunswick CC	Batting Average	379 runs @ 94.75
Under 12A Saturday Kurle Shield	Under 12A Saturday Kurle Shield	Runner-up	Zain Farooqui	Jacana Cricket Club	Batting Average	280 runs @ 56
Under 12B Saturday	Under 12B Saturday	Winner	Jonathan Wijemanne	Sydenham Hillside CC	Batting Average	250 runs @ 83.33

Under 14A Saturday EBKCA Shield	Under 14A Saturday EBKCA Shield	Winner	Jerone Viknarajah	Taylors Lakes CC	Batting Average	363 runs @ 363
Under 14A Saturday EBKCA Shield	Under 14A Saturday EBKCA Shield	Runner-up	Jonathan Kunnur	Donnybrook Cricket Club	Batting Average	253 runs @ 84.33
Under 14B Saturday	Under 14B Saturday	Winner	Sahibniva Singh Judge	Hume Cricket Club	Batting Average	221 runs @ 73.67
Under 16A Saturday McCabe Shield	Under 16A Saturday McCabe Shield	Winner	Oscar Humphries	Coburg CC	Batting Average	223 runs not dismissed
Under 16A Saturday McCabe Shield	Under 16A Saturday McCabe Shield	Runner-up	Rayanjot Singh	Darebin Chargers CC	Batting Average	310 runs @ 103.33
Under 16A Saturday McCabe Shield	Under 16A Saturday McCabe Shield	Runner-up	Anmol Basnet	Darebin Chargers CC	Batting Average	310 runs @ 103.33
Under 16B Saturday	Under 16B Saturday	Winner	Syed Shayan Ahmad	Haig Fawcner CC	Batting Average	312 runs @ 156
Under 12 Girls Woodgate Shield	Under 12 Girls Woodgate Shield	Winner	Shaivi Desai	Westmeadows Cricket Club	Batting Aggregate	297 runs
Under 12 Girls Woodgate Shield	Under 12 Girls Woodgate Shield	Runner-up	Alexia Mia Page Villani	East Keilor CC	Batting Aggregate	248 runs
Under 12 Girls NWMCA	Under 12 Girls NWMCA	Winner	Adriana Lowe	Oak Park St Francis de Sales	Batting Aggregate	271 runs
Under 14 Girls Morrow Shield	Under 14 Girls Morrow Shield	Winner	Daani Jawanda	Greenvale Kangaroos CC	Batting Aggregate	394 runs
Under 14 Girls Morrow Shield	Under 14 Girls Morrow Shield	Runner-up	Sahasra Pulibandla	Westmeadows CC	Batting Aggregate	341 runs
Under 14 Girls Morrow Shield	Under 14 Girls Morrow Shield	Runner-up	Sahasra Pulibandla	Westmeadows CC	Batting Aggregate	341 runs
Under 14 Girls East	Under 14 Girls East	Winner	Hannah Box	Darebin Falcons CC	Batting Aggregate	270 runs
Under 16 Girls NWMCA	Under 16 Girls NWMCA	Winner	Charlotte Wright	Strathmore CC	Batting Aggregate	276 runs
Under 16 Girls NWMCA	Under 16 Girls NWMCA	Runner-up	Sohal Ravnoor	Craigieburn CC	Batting Aggregate	224 runs

NWMCA JUNIOR AWARDS 2024-25		BOWLING AWARD			
Grade	Winner/Runner Up	Player Name	Club	Award Type	Stats
Under12 Thursday	Winner	Samar Singh Kullar	Darebin Chargers CC	Bowling Average	14 wickets @ 7.29
Under12 Thursday	Runner-up	Ayaan Dhawan	Darebin Chargers CC	Bowling Average	14 wickets @ 12.64
Under 12 (1) Friday North/East	Winner	Archie Brown	Pascoe Vale Hadfield CC	Bowling Average	16 wickets @ 7.0
Under 12 (1) Friday North/East	Runner-up	Archie Richards	Greenvale Kangaroos CC	Bowling Average	13 wickets @ 7.23
Under 12 (1) Friday South/West	Winner	Edward Gilbertson	Essendon CC	Bowling Average	10 wickets @ 7.64
Under 12 (1) Friday South/West	Runner-up	James Ridley	Essendon CC	Bowling Average	10 wickets @ 7.8
Under 12 (2) Friday North/East	Winner	Luca Prohasky	Coburg CC	Bowling Average	11 wickets @ 10.5
Under 12 (2) Friday South/West	Winner	Mitchell Wigmore	Doutta Stars CC - Juniors	Bowling Average	13 wickets @ 8.62
Under 12 (3) Friday North/East	Winner	Jude Chatelier	Brunswick CC	Bowling Average	10 wickets @ 6.2
Under 12 (3) Friday South/West	Winner	Jay Creek	Essendon CC	Bowling Average	12 wickets @ 5.25
Under 12 (4) Friday North/East	Winner	Abdul Muiz Asif	Roxburgh Park Broadmeadows CC	Bowling Average	12 wickets @ 4.41
Under 12 (4) Friday South/West	Winner	Luke Hale	Strathmore CC	Bowling Average	11 wickets @ 9.27
Under 14 (1) Friday North/East	Winner	Samraat Sharma	Craigieburn CC	Bowling Average	13 wickets @ 8.0
Under 14 (1) Friday North/East	Runner-up	Ethan Branagan	Oak Park St Francis de Sales CC	Bowling Average	15 wickets @ 9.6
Under 14 (1) Friday South/West	Winner	Samuel Gregory	Strathmore CC	Bowling Average	11 wickets @ 6.64
Under 14 (1) Friday South/West	Runner-up	Ali Tanvir	Maribyrnong Park St Mary's CC	Bowling Average	13 wickets @ 13.77
Under 14 (2) Friday North/East	Winner	Oliver McRae	Brunswick CC	Bowling Average	10 wickets @ 7.4
Under 14 (2) Friday South/West	Winner	Spencer Williams	Youlden Parkville CC	Bowling Average	10 wickets @ 13.9
Under 14 (3) Friday North/East	Winner	Muhammad Rayan Yasir	Greenvale Kangaroos CC	Bowling Average	15 wickets @ 8.67
Under 14 (3) Friday South/West	Winner	Angus Giansiracusa	St Bernards OC CC	Bowling Average	13 wickets @ 2.85
Under 16 Friday (1)	Winner	George Holderhead	Essendon CC	Bowling Average	14 wickets @ 11.86
Under 16 Friday (1)	Runner-up	Sandula Edirisinghe	Taylors Lakes CC	Bowling Average	10 wickets @ 13.3
Under 16 Friday (2)	Winner	Prabdeep Singh	Hume Cricket Club	Bowling Average	13 wickets @ 8.62
Under 16 Friday (3)	Winner	Lachlan Atchison	Maribyrnong Park St Mary's CC	Bowling Average	10 wickets @ 8.3
Under 16 Friday (4)	Winner	Marcus Funnell	Pascoe Vale Hadfield CC	Bowling Average	10 wickets @ 9.8
Under 12A Saturday Kurle Shield	Winner	Sahibjot Padda	Donnybrook Cricket Club	Bowling Average	13 wickets @ 9.15
Under 12A Saturday Kurle Shield	Runner-up	Mehul Sodhi	Donnybrook Cricket Club	Bowling Average	10 wickets @ 12.3
Under 12B Saturday	Winner	Vihann Khanduja	Taylors Lakes CC	Bowling Average	11 wickets @ 14.82

Under 14A Saturday EBKCA Shield	Winner	Jaswanth Sai Koduru	Strathmore CC	Bowling Average	18 wickets @ 7.78
Under 14A Saturday EBKCA Shield	Runner-up	Ashton Watson	Strathmore CC	Bowling Average	11 wickets @ 8.00
Under 14B Saturday	Winner	Ricky Xavier	Greenvale Kangaroos CC	Bowling Average	12 wickets @ 5.92
Under 16A Saturday McCabe Shield	Winner	Lawson Johnson-Schollic	Westmeadows Cricket Club	Batting Average	10 wickets @ 14.8
Under 16A Saturday McCabe Shield	Runner-up	Cruz Moore	Westmeadows Cricket Club	Bowling Average	11 wickets @ 14.82
Under 16A Saturday McCabe Shield					
Under 16B Saturday	Winner	Charlotte Livori	Craigieburn CC	Bowling Average	13 wickets @ 8.54
Under 12 Girls Woodgate Shield	Winner	Sienna Godino	Strathmore CC	Bowling Aggregate	12 Wickets
Under 12 Girls Woodgate Shield	Winner	Alexia Mia Page Villani	East Keilor CC	Bowling Aggregate	12 Wickets
Under 12 Girls NWMCA	Winner	Adriana Lowe	Oak Park St Francis de Sales CC	Bowling Aggregate	16 wickets
Under 14 Girls Morrow Shield	Winner	Claire Prior	Westmeadows CC	Bowling Aggregate	12 wickets
Under 14 Girls Morrow Shield	Runner-up	Vana Alex	Greenvale Kangaroos CC	Bowling Aggregate	11 wickets
Under 14 Girls Morrow Shield	Runner-up	Joann Mary Jest	Westmeadows CC	Bowling Aggregate	11 wickets
Under 14 Girls East	Winner	Hannah Box	Darebin Falcons CC	Bowling Aggregate	21 wickets
Under 16 Girls NWMCA	Winner	Ruby Schurmann	Darebin Falcons CC	Bowling Aggregate	13 wickets
Under 16 Girls NWMCA	Runner-up	Hannah Box	Strathmore CC	Bowling Aggregate	12 wickets

NWMCA JUNIOR AWARDS 2024-25

Grade	Winner/Runner Up	Player Name	Club	Award Type	Stats
Under12 Thursday	Winner	Arpan Manan	Darebin Chargers C	Wicketkeeping	13 Dismissals
Under12 Thursday					
Under 12 (1) Friday North/East	Winner	Oscar Merrifield	Greenvale Kangaro	Wicketkeeping	10 Dismissals
Under 12 (1) Friday North/East					
Under 12 (1) Friday South/West	Winner	Gus Gadsby	Maribyrnong Park S	Fielding	7 catches
Under 12 (1) Friday South/West	Winner	Benjamin Gatt	Airport West St Chr	Fielding	7 catches
Under 12 (2) Friday North/East	Winner	Thomas Lumsden	Brunswick CC	Fielding	7 catches
Under 12 (2) Friday South/West	Winner	Kothmina Jayakody	Doutta Stars CC - J	Fielding	7 catches
Under 12 (3) Friday North/East	Winner	Kian Deshapriya	Donnybrook Cricke	Fielding	7 catches
Under 12 (3) Friday South/West	Winner	Edison Roach	Strathmore Heights	Fielding	5 catches
Under 12 (4) Friday North/East	Winner	Nash Johnston	Westmeadows CC	Fielding	8 catches
Under 12 (4) Friday South/West	Winner	Luke Hale	Strathmore CC	Fielding	8 catches
Under 14 (1) Friday North/East	Winner	Armann Virk	Merrifield Panthers	Wicketkeeping	12 dismissals
Under 14 (1) Friday North/East					
Under 14 (1) Friday South/West	Winner	Prabhpreet Singh Rang	Taylors Lakes CC	Fielding	8 catches
Under 14 (1) Friday South/West					
Under 14 (2) Friday North/East	Winner	Henry Tate	West Coburg St Anc	Fielding	9 catches
Under 14 (2) Friday South/West	Winner	Oscar Trinchi	Youlden Parkville C	Fielding	9 catches
Under 14 (3) Friday North/East	Winner	Angus Kelly	Oak Park St Francis	Fielding	7 catches
Under 14 (3) Friday South/West	Winner	Harry Lancashire	St Bernards OC CC	Wicketkeeping	12 dismissals
Under 16 Friday (1)	Winner	Billy Thomas	Keilor CC	Fielding	8 Catches
Under 16 Friday (1)					
Under 16 Friday (2)	Winner	Darcy Czernotowycz	Greenvale Kangaro	Wicketkeeping	10 catches
Under 16 Friday (3)	Winner	Adam Trimboli	East Coburg CC	Wicketkeeping	11 catches
Under 16 Friday (4)	Winner	Eli Vlachos	Moonee Valley CC	Fielding	7 catches
Under 12A Saturday Kurle Shield	Winner	Aarnav Jaggi	Jacana Cricket Clu	Fielding	7 catches

Under 12B Saturday	Winner	Vihann Khanduja	Taylors Lakes CC	Fielding	6 catches
Under 14A Saturday EBKCA Shield	Winner	Ethan Branagan	Strathmore CC	Wicketkeeping	14 dismissals
Under 14A Saturday EBKCA Shield					
Under 14B Saturday	Winner	Chris Cherian	Sydenham Hillside	Wicketkeeping	12 dismissals
Under 16A Saturday McCabe Shield	Winner	Jett Lyons	Coburg CC	Fielding	9 catches
Under 16A Saturday McCabe Shield					
Under 16A Saturday McCabe Shield					
Under 16B Saturday	Winner	Abdul Hai Muhammad	Haig Fawcner CC	Fielding	9 catches
Under 12 Girls Woodgate Shield	Winner	Kierly Cook	Westmeadows Cric	Fielding	23 dismissals
Under 12 Girls Woodgate Shield	Runner-up	Alexia Mia Page Villani	East Keilor CC	Fielding	17 dismissals
Under 12 Girls NWMCA	Winner				
Under 14 Girls Morrow Shield	Winner	Shaivi Desai	Westmeadows CC	Fielding	8 dismissals
Under 14 Girls Morrow Shield	Runner-up	Jasnoor Kaur	Craigieburn CC	Fielding	8 dismissals
Under 14 Girls Morrow Shield	Runner-up	Mia Fraser	Westmeadows CC	Fielding	8 dismissals
Under 14 Girls East	Winner	Xanthe Wright Hall	Darebin Falcons CC	Fielding	14 dismissals
Under 16 Girls NWMCA	Winner	Lily Schurmann	Darebin Falcons CC	Fielding	12 dismissals
Under 16 Girls NWMCA	Winner	Charlotte Wright	Strathmore CC	Fielding	12 dismissals

VMCU Representative Carnival 2025

BATTING AWARD

Claudia Fatone Shield Girls U12	Winner	Sehaj Kaur Dhaliwal	Batting Average	129 runs @ 32.25
Julia Savage Shield Girls U14	Winner	Xanthe Wright Hall	Batting Average	140 runs @ 23.33
Mel Jones Shield Girls U17	Winner	Gurreet Kaur	Batting Average	195 runs @ 39
Keith Mitchell Shield U12 Boys	Winner	Fletcher Rogerson	Batting Average	105 runs @ 105
Josh Browne Plate U12 Boys	Winner	Jobe Joyce	Batting Average	94 runs @ 23.5
Russell Allen Shield U14 Boys	Winner	Samraat Sharma	Batting Average	103 runs @ 34.33
Des Nolan Cup U14 Boys	Winner	Lachlan Dittfort	Batting Average	131 runs @ 21.83
Jim Beitzel Shield U16 Boys	Winner	Abhayvir Singh Gill	Batting Average	138 runs @ 27.6
Keith McKay Shield U16 Boys	Winner	Billy Thomas	Batting Average	226 runs @ 37.67
Phil Arnold Shield U18 Boys	Winner	Kanav Sharma	Batting Average	99 runs @ 19.8

VMCU Representative Carnival 2025

BOWLING AWARD

Claudia Fatone Shield Girls U12	Winner	Vana Alex	Bowling Average	16 wickets @ 3.75
Julia Savage Shield Girls U14	Winner	Ravnoor Sohal	Bowling Average	13 wickets @ 9.38
Mel Jones Shield Girls U17	Winner	Ella Brown	Bowling Average	7 wickets @ 15.14
Keith Mitchell Shield U12 Boys	Winner	Lachie Morrison	Bowling Average	7 wickets @ 12.71
Josh Browne Plate U12 Boys	Winner	Havan Barot	Bowling Average	9 wickets @ 16.67
Russell Allen Shield U14 Boys	Winner	Coby Brooks	Bowling Average	4 wickets @ 21
Des Nolan Cup U14 Boys	Winner	Jaxon Major	Bowling Average	6 wickets @ 7.5
Jim Beitzel Shield U16 Boys	Winner	Heath Steinhoff	Bowling Average	10 wickets @ 11.5
Keith McKay Shield U16 Boys	Winner	Anhad Bir Singh	Bowling Average	18 wickets @ 10.61
Phil Arnold Shield U18 Boys	Winner	Ayan Asif	Bowling Average	5 wickets @ 23.4

VMCU Representative Carnival 2025					
FIELDING AWARD					
Claudia Fatone Shield Girls U12	Winner	Kierly Cook	Westmeadows CC	Fielding	6 catches
Julia Savage Shield Girls U14	Winner	Edith Crouch	Brunswick CC	Fielding	4 catches
Mel Jones Shield Girls U17	Winner	Zoe Wood	St Bernards OC CC	Fielding	4 catches
Keith Mitchell Shield U12 Boys	Winner	Oliver Vidic		Fielding	6 catches
Josh Browne Plate U12 Boys	Winner	Samar Singh Kullar		Fielding	3 catches
	Winner	Jack Gallagher		Fielding	3 catches
Des Nolan Cup U14 Boys	Winner	Caleb Cheshire		Fielding	5 catches
Jim Beitzel Shield U16 Boys	Winner	Harsh Sinha		Fielding	11 dismissals
Keith McKay Shield U16 Boys	Winner	Harry Marr		Fielding	9 catches
Phil Arnold Shield U18 Boys	Winner	Kanav Sharma		Fielding	4 catches
	Winner	Abdullah Tahir		Fielding	4 catches

VOTED AWARDS - JUNIORS			
Marlene Tate Medal	Winner	Navroz Singh	Hume CC
Under 16 A McCabe Shield			
Bob Byron Medal	Winner	Jerone Viknarajah	Taylors Lakes CC
Under 14A EBKCA Shield			
Jack Davies Medal	Winner	Fletcher Rogerson	Brunswick CC
Under 12A Kurle Shield			

Voted Awards - Seniors			
Vince McCambridge Medal - Luscombe Shield	Evan Long	Kealba Green Gully CC	18 votes
Matt Cervetto Medal - Kyte Shield	Joel Kolep	Strathmore Heights CC	16 votes
Don Hudson Medal - Stringer Shield	Lakhwinder Sahi	Chargers Cricket Club	7 votes
Brett Palini Medal - Attwater Shield	Alex Crisara	Greenvale Kangaroos CC	9 votes
	Kade Sullivan	Ascot Vale CC	9 votes
	Jayesh Varghese	Point Cook Centrals CC	9 votes

Best Player in Grand Finals			
Rod Ebbage Medal	Musgrove A	Mohan Singh	Aintree CC
Rod Ebbage Medal	Musgrove B	Naman Sharma	Fateh CC
Rod Ebbage Medal	Musgrove C	Ammy Khalon	Hume CC
Rod Ebbage Medal	Musgrove D	Angel Arora	Kealba-Green Gully CC
Brian Fielding Medal	Brian Moss Shield	Waseem Qazi	Kashmir CC
Paul McCann Medal	Clint McKay Shield	Muhammad Usman Younas	Chargers CC
Gerard Laffan Medal	Noel Seipolt Shield	Divjot Singh	Hume CC
Ray Finn Medal	Graham Muir Shield	Amit Sharma	Donnybrook CC
Paul Steward Medal	Athol Attwarer Shield	Tharindu Jayakodi	Genesis CC
President's Medal	Keith Stringer Shield	Bikramjit Sidhu	Merrifield Panthers CC
Ross Symons Medal	Vic Kyte Shield	Tyler Andrews	Preston Druids CC
Ian McCann Medal	George Luscombe Shield	Rocky Sharma	Merrifield Panthers CC

2024/2025 NWMCA SENIOR PRESENTATION

11 April 2025

LAKESIDE BANQUET & RECEPTION CENTRE

MC – Ian Coutts

Guest speaker – Bailey Toseland

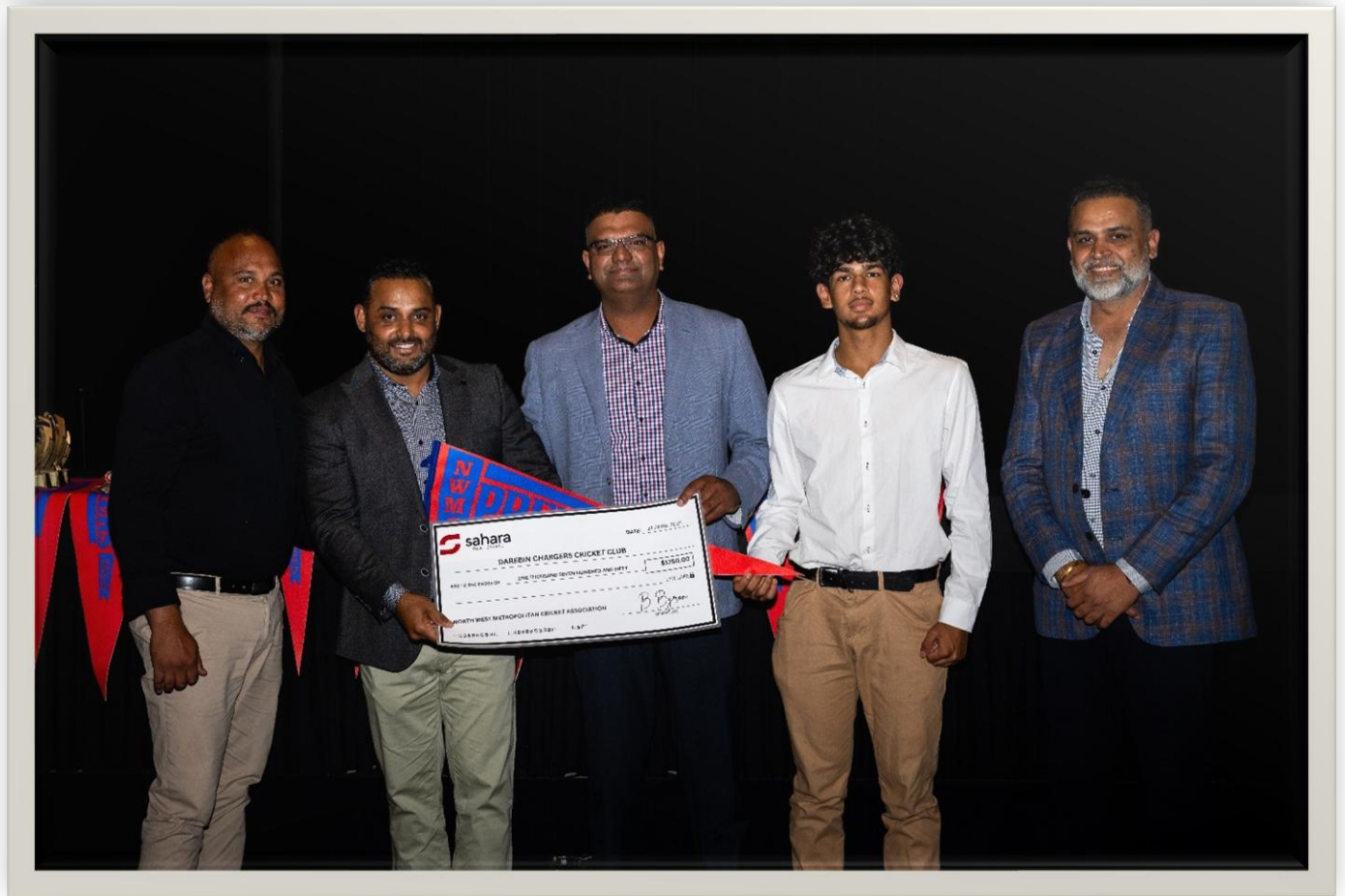
THANK YOU TO A TO Z PHOTOGRAPHY FOR CAPTURING THE NIGHT!




















2024/2025 SPONSORS and MAJOR PARTNERS

- THANK YOU -



Supplier of all match balls for Senior Women and Junior Mixed and Junior All Girls competitions



Supplier of all match balls for Open Age Saturday and Sunday competitions through Eagle Sports



EAGLE SPORTS



Sponsor of Open Age NWMCA T20 Competition and Junior Team Manager and Coach match day bibs.



Supplier of printed scorebooks, rule books. Sponsor and supplier of Junior Team Manager and Coach match day bibs.



Sponsor of all VMCU Junior Boys and Girls Representative teams



The NWMCA is proudly sponsored by Pacino's Italian Family Restaurant



SCD Apparel – uniform supplier to all VMCU Junior Boys and Girls Representative teams

2024-25 NWMCA JUNIOR PRESENTATION

25th March 2025

AIRPORT WEST ST CHRISTOPHERS CC

THANK YOU TO A TO Z PHOTOGRAPHY FOR VOLUNTEERING TO TAKE OUR
PROFESSIONAL PHOTOS – <https://atozweddingservices.com.au/>















TREASURER'S REPORT 2024-25

Treasurer's Report

It is with much pleasure that I submit the Financial Report for Season 2024-2025, inclusive of the Independent Auditor's Report for the year ended 30 June 2024.

At the time of publishing, the Independent Auditor is scheduled to undertake the financial audit for the year ended 30 June 2025 on 17 July 2025, with his report expected shortly thereafter. That report will be made available to all clubs upon receipt and will be published with the Annual Report for Season 2025-2026.

I extend my sincere thanks to all club officials for their continued support and collaboration throughout the season to ensure the effective financial performance of your Association.

I am pleased to advise your Association achieved a Net Surplus of \$21,086.29 versus a planned Net Surplus of \$6,000.00. This result was due on the one part to revenue from fines and administrative services provided to clubs, both being income your Association does not plan for nor seeks to rely upon. On the second part, the result was due to lower than budgeted administration costs.

The entire cost base of your Association continues to experience price increases consistent with the broader economy. As per prior year practice, significant cash reserves have been committed to softening as much as possible the impact of continued price increases, which is best reflected by the amount of prepaid expenses and merchandising stock on hand as at 30 June 2025.

Importantly, your Association continues to maintain an appropriate level of liquidity as reflected by the working capital elements as detailed in the Statement of Financial Position.

Finally, you will note that your Association continues to be in a sound financial position, and, your Board continues to work tirelessly at providing fiscal prudence across all of its activities, as well as identifying value-add services for clubs in the future. To this final point, I extend my sincere thanks to your Association's administrators for their focus, attention to detail, commitment to all stakeholders, diligence and wise counsel.

Yours in cricket,

Bernard Morrow FCPA FIPA FFA MAICD

Treasurer

8 July 2025

Statement of Financial Performance for Year ending 30th June 2025

1

	Income	
2023/2024		2024/2025
\$89,145.46	Affiliation Fees	\$87,454.57
\$13,781.36	Sponsorships	\$12,400.00
\$989.09	Ground Fees	\$10,226.33
\$2,360.00	Umpire Fees	\$2,310.00
\$243,949.91	Merchandising	\$247,264.54
\$27,163.71	Functions	\$28,172.75
\$6,300.00	Fines	\$8,065.00
\$5,085.00	Royalties	\$5,400.00
\$50.00	Appeal Fees	(\$400.00)
\$90.92	Miscellaneous Income	\$1,121.99
\$388,915.45	Total Income	\$402,015.18
Cost of Sales		
\$88,691.53	Opening Stock	\$73,356.18
\$174,243.96	Merchandising	\$144,388.77
(\$73,356.18)	Closing Stock	(\$38,861.39)
\$189,579.31	Total Cost of Sales	\$178,883.56
\$199,336.14	Gross Profit	\$231,131.62
Expenses		
\$0.00	Advertising	\$5,995.00
\$150.00	Affiliation Fees	\$200.00
\$500.00	Audit Fees	\$500.00
\$2,077.21	Bank Fees	\$835.45
\$15,643.37	Combined Side Expenses	\$13,663.48
\$2,956.46	Depreciation	\$2,556.90
\$0.00	Donations & Sponsorships	\$500.00
\$20.00	Fines	\$0.00
\$2,370.91	Ground Hire	\$10,627.59
\$89.56	GST Adjustments & Rounding	\$0.17
\$35,009.00	Honorariums	\$29,029.95
\$6,242.16	Insurance	\$6,917.45
\$0.00	Junior Player Development	\$0.00
\$127.20	Licenses & Fees	\$49.00
\$459.00	Maintenance	\$39.86
\$1,273.39	Meeting Costs	\$1,526.02
\$0.00	Miscellaneous Expenses	\$553.40
\$240.91	Office Equipment	\$90.86
\$12,499.58	Pennants & Trophies	\$14,230.83
\$0.00	Postage	\$15.00
\$3,101.82	Presentation Night Juniors	\$4,041.36
\$22,777.13	Presentation Night Seniors	\$26,690.57
\$413.19	Printing & Stationary	\$361.56
\$7,280.00	Rent	\$7,280.00
\$48,183.00	Salaries & Wages	\$50,009.50
\$2,631.91	Software & Computing Access	\$3,159.44
\$5,300.17	Superannuation	\$5,751.09
\$1,301.80	Telephone	\$3,894.00
\$2,500.00	Twenty/20 Prize Money	\$2,500.00
\$11,655.00	Umpire Fees	\$10,560.00
\$262.82	WorkCover	\$466.85
\$185,065.59	Total Expenses	\$202,045.33
\$14,270.55	Net Surplus/(Deficit)	\$21,086.29

Statement of Financial Position as at 30th June 2025

Assets		
2023/2024		2024/2025
\$98,415.49	Cash at Bank	\$112,628.82
\$94.70	Petty Cash	\$66.45
\$98,510.19	Total Cash on Hand	\$112,695.27
\$22,953.45	Debtors	\$13,462.37
\$0.00	Prepaid Expenses	\$53,979.43
\$73,356.18	Stock on Hand	\$38,861.39
\$194,819.82	Total Current Assets	\$218,998.46
\$34,657.87	Furniture & Equipment	\$34,657.87
(\$32,215.98)	Accumulated Depreciation	(\$34,657.87)
\$6,839.55	Improvements at Cost	\$6,839.55
(\$2,239.30)	Accumulated Depreciation	(\$2,354.31)
\$7,042.14	Total Non-Current Assets	\$4,485.24
\$201,861.96	Total Assets	\$223,483.70
Liabilities		
\$3,711.50	GST Collected	\$2,738.22
(\$2,867.00)	GST Paid	(\$8,642.00)
\$844.50	Total GST Liabilities	(\$5,903.78)
\$0.00	Accrued Expenses	\$7,280.00
\$0.00	Trade Creditors	\$0.00
\$0.00	Prepaid Income	\$0.00
\$1,888.00	PAYG Withholding Payable	\$1,832.00
\$440.00	Superannuation Payable	\$499.73
\$3,172.50	Total Liabilities	\$3,707.95
\$198,689.46	Net Assets	\$219,775.75
Equity		
\$184,418.91	Accumulated Member's Benefits	\$198,689.46
\$14,270.55	Current Year Surplus/(Deficit)	\$21,086.29
\$198,689.46	Total Equity	\$219,775.75

AUDITOR'S REPORT FOR THE YEAR ENDED 30 JUNE 2024

J.
T.

McCOLL
McCOLL

C

H

A

R

T

E

R

E

D

A

C

C

O

U

N

T

A

N

T

S

THE MEMBERS

NORTH WEST METROPOLITAN CRICKET ASSOCIATION

AUDITOR'S REPORT FOR THE YEAR ENDED 30 JUNE 2024

I Timothy B McColl CA, 6 Clover Place, Carrum Downs, VIC 3201 advise that I have reviewed the Financial Statements of North West Metropolitan Cricket Association for the year ended 30 June 2024 as required by clause 24 of the Association's Constitution.

As at the 30 June 2024 the Statement Of Financial Position showed net assets of \$198,689 (2023 - \$184,419) and the Statement Of Financial Performance reported a profit from normal operations of (\$14,270) (2023 - \$8,843).

The Financial Statements have been prepared for distribution to members for the purpose of fulfilling the financial reporting requirements of the Associations Incorporation Reform Act 2012.

I disclaim any assumption of responsibility for any reliance on the Financial Statements to which it relates to any person other than the members of the Association, or for any purpose other than that for which it was prepared.

I have conducted an independent review of the Financial Statements for the year ended 30 June 2024 in order to express an opinion on them to the members of the North West Metropolitan Cricket Association and to any government authority requiring an opinion.

My review has been conducted in accordance with the Australian Auditing Standards to provide reasonable assurance that the Financial Statements are free from material misstatement.

My procedures included examination on a test basis of evidence only recorded in the books of the accounts of the Association supporting the amounts and other disclosures in the Financial Statements.

These procedures have been undertaken to form an opinion as to whether, in all material respects, the Financial Statements are presented fairly in accordance with Australian Accounting Standards so as to present a view which is consistent with my understanding of the Association's financial position and the results of its operations for the year ended 30 June 2024.

Review Opinion

In my opinion, the Financial Statements represent fairly, in accordance with applicable Australian Auditing Standards, the financial position of North West Metropolitan Cricket Association for the year ended 30 June 2024.



Timothy McColl
28 August 2024

P.O. Box 305,
Moorabbin VIC 3189
M: 0419 887 363
A.B.N 74 397 463 810